

Home Learning Year 2

Week 8

Summer 2 (wk 1)

Printable booklet

Maths: Pages 2-8.

English SPaG: Pages 9-13.

English Writing: Pages 14-19.

Reading: Pages 20-24.

Science: Pages 25-26.

Topic: Pages: 27

Well-being: 28.



Online Home learning available and additional printable sheets:

http://www.woodlands.staffs.sch.uk/website/year_1/468134

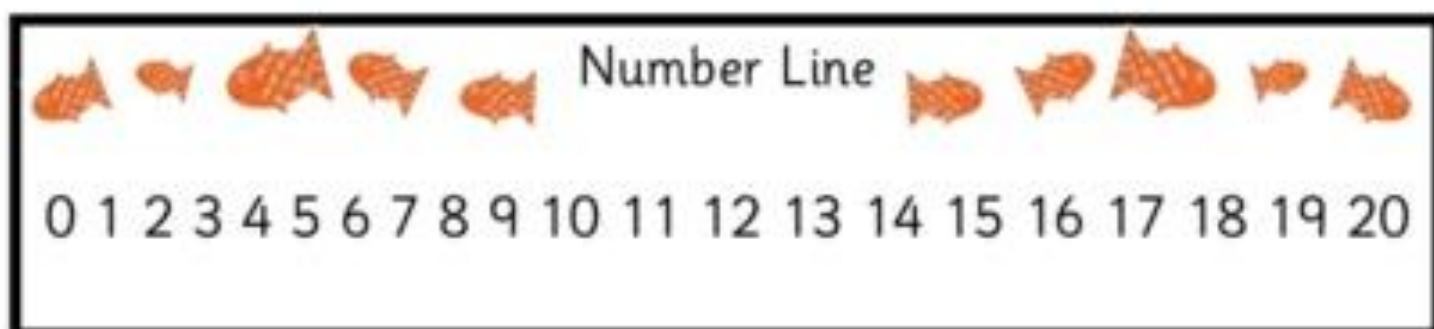
Our new topic is Wiggle and Crawl!



Maths toolbox

You can use these tools to help you with your maths work where you need it!

1	2	3	4	5	6	7	8	9	10
11	12	13	14	15	16	17	18	19	20
21	22	23	24	25	26	27	28	29	30
31	32	33	34	35	36	37	38	39	40
41	42	43	44	45	46	47	48	49	50
51	52	53	54	55	56	57	58	59	60
61	62	63	64	65	66	67	68	69	70
71	72	73	74	75	76	77	78	79	80
81	82	83	84	85	86	87	88	89	90
91	92	93	94	95	96	97	98	99	100



Maths activity 1:





Can I recognise coins?


How much are these coins worth?



Draw some coins you could use to make 20p

You have 20p, how much change would you get?

2p		<input type="text"/>	4p		<input type="text"/>
16p		<input type="text"/>	9p		<input type="text"/>

How many  could you buy with 20p?

Maths activity 2:

Can I add coins?

Circle all coins that make the amount shown.

26p



77p



54p



13p



Lucy buys a pen with one 50p and one £1 coin. How much did the pen cost all together?



Tom buys a fancy lego pencil case! It costs £2.50. What coins could he pay with?

Maths activity 3:

Can I combine different coins to make the same total value?

Draw the coins in the box to make values using different coins.



1 Show two different ways to make 56p



2 Show two different ways to make 25p.








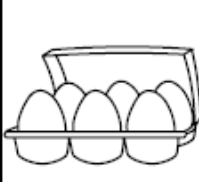





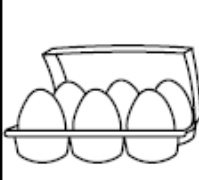





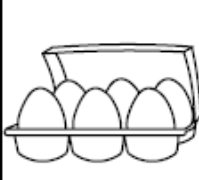





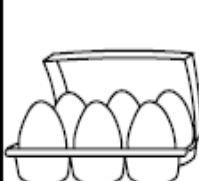





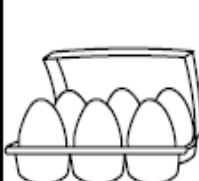
3 Show two different ways to make 100p.



Maths activity 4:

Can I combine pounds and pence?







Circle two items that make the amount shown:

1 One pound and thirty pence	 £1	 40p	 £43	 43p	 2p	 30p
2 Two pounds and seventy-five pence	 20p	 50p	 £75	 £2	 £1	 75p
3 Five pounds and fifteen pence	 £5	 5p	 15p	 £15	 10p	 5p
4 Three pounds and twenty-four pence	 £24	 £3	 3p	 20p	 4p	 24p
5 Four pounds and sixty pence	 £60	 60p	 £4	 4p	 12p	 80p

Maths activity 5:

Can I give change?

Work out how much change you would get if you bought these items.

You buy	You Pay	Change
<p>£1.00</p> 		
<p>80p</p> 		
<p>80p</p> 		

<p>20p</p> 		
<p>60p</p> 		

Challenge: Which coins could you get for your change?

Extension:

Miss Hewitt goes to the shop and buys 2 pineapples for £2.50. She pays with a £5 note. How much change will she get?

Miss Brady pays for some yummy chocolate it costs £1.60. She paid with a £2 coin, how much change will she get and what coins could the change be in?

English activity 1:

Can I use conjunctions?

Help the alien to get to his spaceship. Find the path through the maze by colouring the conjunctions.



happy	I	when	cool	squirt	will
alien	if	jump	that	but	wet
because	loud	she	please	and	or
a	ship	simple	yes	new	he



Use the conjunctions from the maze to expand each of the sentences below.

- 1 The alien was happy.

- 2 The spaceship was broken.

- 3 Look at the alien.

- 4 Stig liked the alien.

- 5 Spaceships are fun to fly.

- 6 Their planet is far away.

- 7 Don't fly that spaceship.

English activity 2:

Can I use expanded noun phrases?

Colour the noun phrase in each sentence.

- 1 The beautifully decorated plate was cracked.
- 2 The chicken noodles were particularly delicious.
- 3 The waiter cleaned up.
- 4 The oval, rice bowl was piled high.



Add a word or words to expand the noun phrase in the sentence.

- 5 The plate of noodles was very hot.
- 6 The woman ate her dinner quickly.
- 7 The man sat alone.
- 8 Don't eat the soup!
- 9 The waiter was very fast.


Look at the picture.

Write a sentence about the picture, containing an expanded noun phrase.

10



11



12



13



English activity 3:

Can I spell by segmenting words?

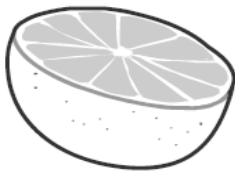
Complete the words below with the correct letters.

g

j

dge

ge




oran _____




ju _____



_____ iant




_____ ungle



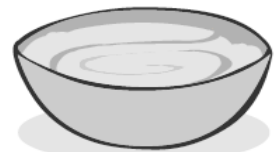
spn _____



_____ am



_____ ymnast



porri _____

Think of as many words with the j sound as you can to fill the table below.
An example of each has been done for you.

g	j	dge	ge
gem	jar	bridge	change



English activity 4:

Can I use different sentence forms?

Statement - A statement tells us something.

Question - A question asks something.
A question ends with a question mark.

Exclamation - An exclamation starts with 'What' or 'How' and includes a subject and a verb.
An exclamation ends with an exclamation mark.

Command - A command tells someone to do something.



Write three **statements** about dogs. Use the example to help you.

Dogs need to be given fresh water every day.

1

2

3

Write three **questions** about dogs. Use the example to help you.

How often should a dog be taken to the vets?

1

2

3

Write three **exclamations** about dogs. Use the example to help you.

What a fluffy dog he is!

1

2

3

Write three **commands** for the dog. Use the example to help you.

Roll over.

1

2

3

English activity 5

Using and understanding verbs

Bear Babysitter for Hire

Choose the best imperative verbs (bossy words) to complete the command sentences in the bear's poster.

Visit

Tell

Call

Trust

Pay

Take

Stop

Leave

Relax

_____ worrying about your children.

_____ your children in my care.

_____ me what to do.

_____ on your nights away from home.

_____ me!



_____ a look at my reviews.

_____ my website.

_____ the Bear Babysitter today!






_____ me in honey.

www.bearbabysitter.twinkl

098765 424242

English writing activity 1:

Use your phonics knowledge to write the names of the insects.



English writing activity 2:

Describe these insects using expanded noun phrase. Don't forget to use commas when writing a list of adjectives.

E.g.: The beautiful, blue butterfly has silky, soft wings.










English writing activity 3:

Design your own insect and write sentences about it to describe it.



English writing activity 4:

Now design the habitat that it lives in. Write sentences to describe the habitat below.



English writing activity 5:

Can I create a leaflet using exciting sentences?

Create your own leaflet about the ugly bug ball! Where will it be? Who can go? Describe which bugs will be there and what will happen at the ball! Remember a ball is like a party... for ugly bugs... (minibeasts!) You might want to draw pictures to match!

https://www.youtube.com/watch?v=utWrlWq2_tk&safe=active


Watch the ugly bug song to find out what it will be like!

Create your leaflet on the next page.

UGLY BUG BALL!

WHEN: _____

WHAT TIME? _____



Reading activity 1:


Can I identify events and characters in a story?

Pick one of your favourite short stories to share with a friend.

When you've read the story together, write some questions for them to answer about what has happened.

Remember:

- You can often start questions with
who what when where why how
- Use a '?' at the end of a question.
- Make sure that you know the answer to your own question.



1

2

3

4

5

6

7

8

How to Make Teachers Disappear

3 You will need:

9 • One tooth from a tiny frog

15 • Three hairs from a snake's eyebrow

21 • The tongue of a slimy worm

27 • Fluff from a bat's belly button

35 • Eight drops of blood from a witch's finger

41 • Twenty chicken's toenails wrapped in cobwebs



44 What to do:

52 First, get all of your ingredients together and
62 chop them into little pieces. Put them into a pot
72 and place it over a burning, hot fire. Stir them
80 together with a long, wooden spoon until the
88 mixture goes thick and sticky. Finally, pour some
100 into a glass and wait for it to cool. Give to your
103 teacher and wait...

Quick Questions



1. Number these instructions from 1 to 3 to show the order they must happen in.

____ Pour the mixture into a glass.

____ Chop up the ingredients into little pieces.

____ Stir them together with a wooden spoon.



2. Which two adjectives has the author used which mean the same as 'small'?



3. Do you think that someone could get all of these ingredients? Why?



4. How many chicken's toenails do you need for the recipe?

Reading activity 3:

Text Talk

Two of the characters from the story you've just read have been texting each other non-stop! Can you write a conversation between your two characters about something that happened in the story?



This phone
belongs to:

This phone belongs to:



The London Underground

- 8 The London Underground is the world's largest and
16 oldest underground rail network. It is often called
25 the Tube because the tunnels are shaped like tubes.
- 34 The first line opened in 1863 and ran from
42 Paddington to Farringdon. Other lines such as the
51 Circle line, Northern line and Central line were soon
60 added. The first carriages were made of wood, lit
71 by gas and pulled along by a steam train. In 1890,
76 the first electrical-powered lines opened.
- 86 Today the trains are made of metal. There are 270
91 stations, 11 different lines and
96 over 250 miles of track.
- 100 Despite their name, many
102 London Underground
106 trains now travel *above*
108 the ground.



Quick Questions



1. Why is the London Underground often called the Tube?



2. Why is the word 'above' written in italics?



3. Why do you think the carriages were changed from wood to metal?



4. Can you order when these things happened by putting numbers 1-3 in the boxes?

☐ Other lines were added.

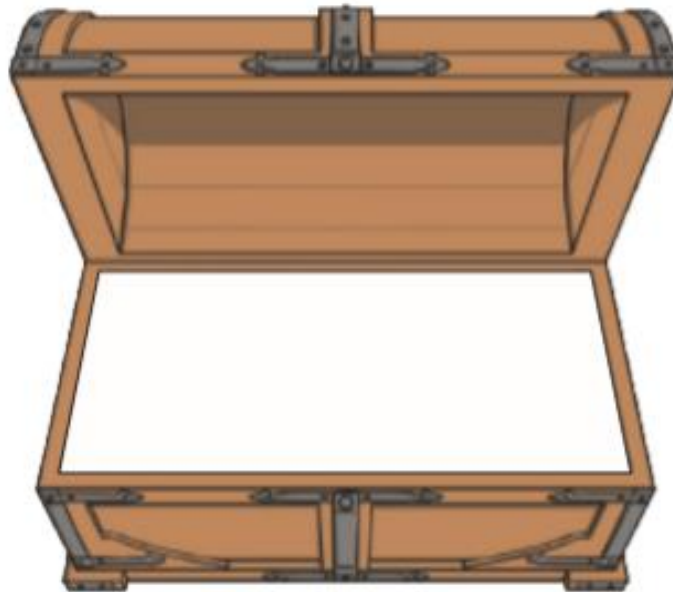
☐ The first line opened in 1863.

☐ The first electrical powered lines opened.

Reading activity 5:

Guess Who

Think about three of the characters from the last story you read. Inside the treasure chest, draw one item that belongs to each character. Then, in the boxes below, write one clue about who each character is. Can an adult correctly guess all of their names and which item belongs to them?



Clue about Character 1:

Clue about Character 2:

Clue about Character 3:

Science activity:

Can I explain what a food chain is?

Read the information below alone or with an adult to find out about food chains!

What is a food chain?

Eating food is how we get our energy. Without consuming calories and nutrition, we could not survive.

The food chain shows how living things get their food. Some animals will only feed on plants while others will eat other animals.

Producers and consumers

Plants get their energy from the Sun. They are called **producers** because they make their own food.

Animals are called **consumers** because they eat plants and other animals. They do not make their own food.

Animals that eat other animals are called **predators**. The animals they eat are called **prey**.



Complete your task on the next page, you might want an adult to check your answers after.

Choose from the animals or plants to fill in the gaps in the following food chains.




caterpillar



sea lion



grass



flower



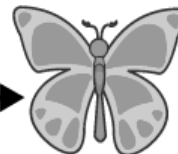
bird



cow



human



butterfly



bird



berries



fox



rabbit



fox



leaves



mouse



algae



fish



Make your own food chains.

1



2



Topic activity:


Can I study my local area and identify key human features?

Take a walk with a family member (an adult) and see what human features you see on your walk (this means they are made by humans).

Can you see any of these features?

Lampposts, wall, fence, park, canal, house, shop, hotel, bridge, path.

List what you see and draw a picture to represent your walk when you return!



Well-being additional activities

Mindfulness activity cards:

Listen carefully with your eyes closed to any sounds you can hear. After one minute, open your eyes and write down everything you heard.



Ask someone to drop a feather and watch it very closely as it floats to the ground.

Listen carefully to a piece of music and draw a line on a piece of paper which matches the feeling created by the music.




Close your eyes and ask a partner to pass you an object that you can hold in your hands.

Touch and turn the object, describing each aspect in detail to your partner and then swap places.



Lie with your back on the floor and place a soft toy on your tummy.

Breathe in and out slowly and deeply and try to concentrate on the way your toy rises and falls with your breathing.



Additional links for learning

<https://ec1.educationcity.com/> - Education city- Year 2 activities- English, Maths, Science and Computing

<https://tpet.co.uk/> - Free Home Learning Packs for each Key Stage. Look at Key Stage One.

<https://www.oxfordowl.co.uk/> - Free Home Learning Packs and Online Reading EBooks.

<https://www.activelearnprimary.co.uk/login?c=0> - Bug Club Interactive Story EBooks.

<https://www.edplace.com/> - Educational Home Learning by Year Group.

<https://www.squaducation.com/> - History Online Teaching Videos.

<https://www.kidztype.com/> - Touch Typing and Computing Games.

<https://www.themathsfactor.com/> - Maths Mental Arithmetic with Carol Vorderman.

<https://yousician.com/> - Music Online Lessons.

<https://www.topmarks.co.uk/maths-games/hit-the-button> - Times tables practise