



September  
2020



Welcome  
to Birch

Miss S.Hewitt



Birch

Room 6



# Teacher Profile:

**Miss Hewitt**

## Welcome to Birch!

I am really looking forward to being your teacher next year! 😊

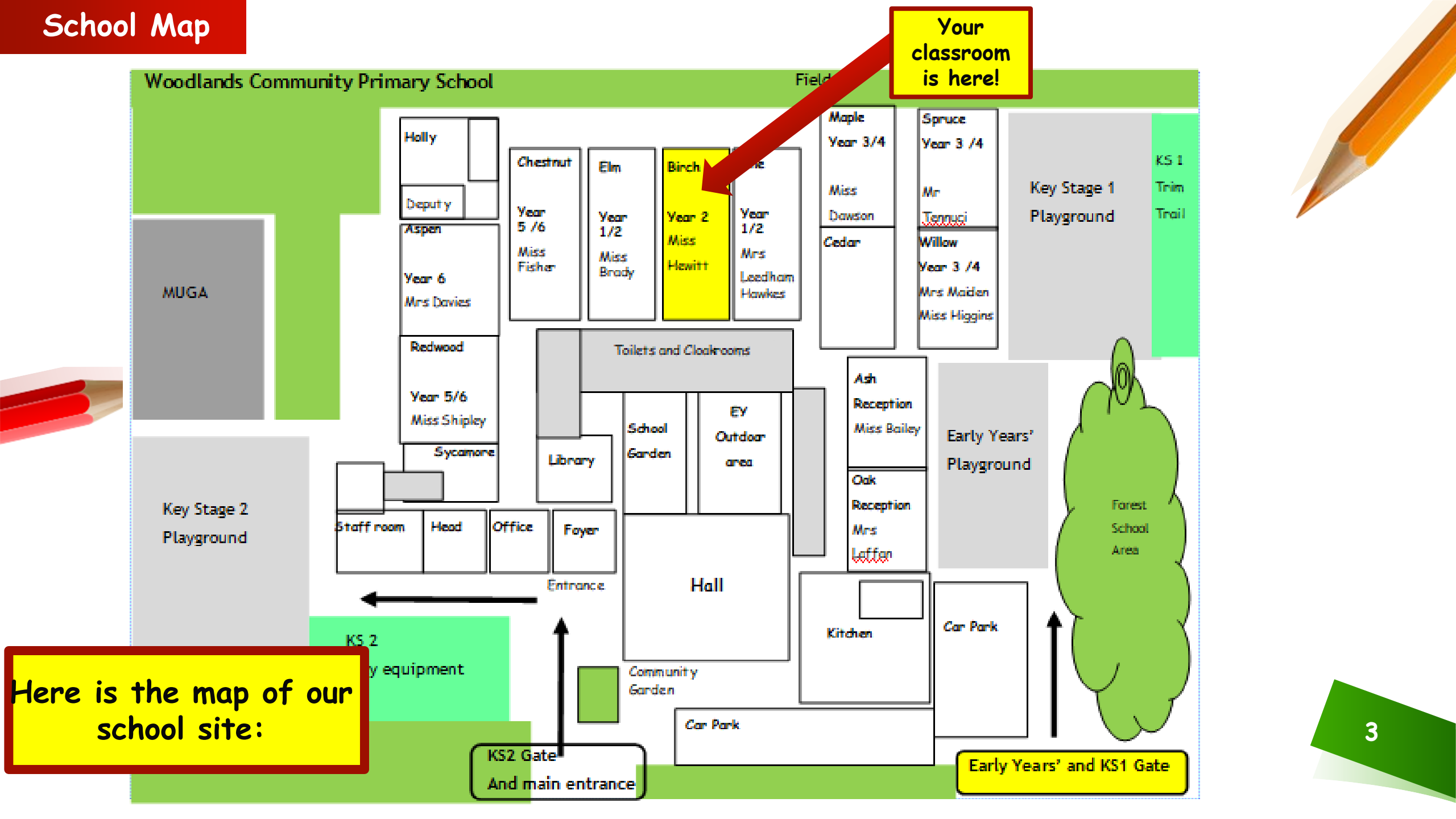
## Facts about me:

- I am Science, Forest Schools and Eco-School leader.
- My favourite subject is Maths.
- I enjoy drawing and going on long walks.
  - I LOVE pizza!



I look forward to reading your 'All About Me' profiles soon!

## School Map



Welcome to  
Birch!



You will come into  
school through this  
entrance / gate:






Welcome to  
Birch!



You can leave your  
bike or scooter here:



Welcome to  
Birch!



Follow this path to  
enter the school  
building:








# Welcome to Birch!

Come into school  
through this door:



A decorative graphic featuring a blue banner with the text 'Play time!' and a yellow pencil pointing towards the center. The background is white with orange and yellow geometric shapes.

# Play time!


A decorative graphic featuring a red pencil pointing towards the center.

You will play on this  
playground at breaks  
and lunchtimes:





# Play time!




You will play on this  
playground at breaks  
and lunchtimes:




































# Play time!



**You will play on this  
playground at breaks  
and lunchtimes:**

# Timetable

Our timetable will look like this! We have Guided Reading, English and Maths every morning and our other subjects in the afternoons.

Y2 TIMETABLE BIRCH									
8.40-8.55 Playground	9.10-9.30	9.30-10.20	10.20-10.40	10.40-10.55	10.55-12.00	12-1	1.00- 3.10pm 1.00 -1.25pm - Phonics		
MON			Hymn Assembly	P		L			
TUES			HT Assembly	L		U			
WED			Key Stage Assembly	A		N		Topic 	
THUR				y		C		 Science	
FRI			WOW Assembly			H			

We will let you know your PE days on your first day back in September, so you know which day to bring your kit into school!



# Learning Overview: Autumn 1

Here is an overview of what we will be learning during the first half term!

Woodlands Primary School Phase: 1/2 – Miss Hewitt, Mrs Leedham-Hawkes, Miss Brady Term: Autumn 1									
Subject/ week	Week 1 WC 31/8/20 Transition	Week 2 WC 7/9/20	Week 3 WC 14/9/20	Week 4 WC 21/9/20	Week 5 WC 28/9/20	Week 6 WC 5/10/20	Week 7 WC 12/10/20	Week 8 WC 19/10/20	How could you help your child?
<b>English</b> We are learning to develop our writing through a range of different genres.		Writing captions.	Writing a story		Writing a diary entry	Writing questions	Composing an email.	Writing a list	Encourage your child to read a selection of fact and fiction books. These could be specifically about London. Ask your child a range of questions to develop their comprehension skills and to explore the texts further.
<b>Science</b> We are learning to explore the four seasons and how weather changes.		Spring Season	Summer Season	Autumn Season	Winter Season	Weather	Day, month, year lengths.	Evaluation.	Talk to your children about the different seasons and how the environment changes within each one.
<b>Computing</b> We are going to be exploring how to use a range of computer programs.		E-safety	Logging onto a laptop or computer.	Opening the internet app	Locating and identifying search engines	Using a search engine correctly	Typing a web address	Exploring website pages	Talk to your child about internet safety. Encourage your child to locate and use simple computer programs to practise mouse control.
<b>Topic</b> We are exploring the historical event of The Plague.		Afternoon Tea with the Queen.	Locating London on a map of the UK.	Introduction of The Plague.	Plague symptoms.	How the plague spread.	How the plague ended.	Dick Whittington.	Talk to your child about events in history. How long ago were they? How have times changed?
<b>Art/DT</b> We are learning to select appropriate techniques and materials.		Painting a landscape using colour and texture.	Using pastels to create a cityscape.	Using colour, texture and line in a landscape.	Using colour, texture and line in a cityscape.	Using colour and pattern to create a landscape.	Creating a mosaic collage landscape.	Evaluation	Encourage your child to explore different medias (Pencil, paint and collaging skills). Explore different techniques to create different shades and colours.
<b>Indoor PE</b> We are learning to control our bodies with accuracy.		Core Task	<u>Gymnastics</u> How to find space when travelling and methods of travelling creatively	<u>Gymnastics</u> Linking shape and balances into a short sequence.	<u>Gymnastics</u> Adding basic rolls into creative solo.	<u>Gymnastics</u> Creating shapes and balances with a partner.	Performance.	Core task assessment.	Encourage your child to become fit and healthy by informing them about the importance of healthy eating and regular exercise.
<b>Outdoor PE</b> We are learning how to control a ball.		Core task	<u>Throwing and Catching</u> Bean Bags	<u>Throwing and Catching</u> Quoit	<u>Throwing and Catching</u> Ball	<u>Throwing and Catching</u> Traveling	<u>Throwing and Catching</u> Team Games	Core task assessment.	
<b>Music</b> We are exploring a range of different songs and rhymes.		National Anthem	Finding the pulse.	Listening to the rhythm.	Listening to the rhythm and clapping back.	Listening and singing back.	Listening and singing back with different vocals.	Performing a rap.	Listen to different types of music to identify instruments used within them.
<b>PSHE</b> We are exploring how to keep ourselves safe		Emotions	Chatter Box	Resolving conflicts	Seeking help and advice.	Belonging	Feelings and Behaviour	Evaluation	Talk with your child about feelings and personal experiences.

We will provide you with a learning overview each half term.

# Houses:

Here are our school houses, named after important people from Tamworth's history.

You will still be in the same house as last year - when you win team points, they all contribute to your team effort!

We will be voting for our new Year 6 House Leaders in September.



Ethelfleda



Grazier



Which house are you in?

# Uniform:

- Please wear full school uniform every day.
- Please make sure each item of uniform is clearly labelled with your name.
- Please wear sensible school shoes – no trainers please.



Grey skirts and pinafores are also part of the school uniform. You can wear red jumpers and cardigans without the school logo.



# PE Kit:

- Please make sure you have your PE kit in school on the days you have PE.
- Please make sure each item of kit is clearly labelled with your name.
- Please don't wear earrings on PE days.
- If you have long hair, please tie it back on PE days.



## Indoor Kit

- ✓ White T Shirt
- ✓ Black/Navy shorts



## Outdoor Kit

- ✓ White T Shirt
- ✓ Black jumper/tracksuit top. (No hood)
- ✓ Black Tracksuit bottoms /Joggers.
- ✓ Trainers

You will find out the days when you have PE on your first day back!

Every day,  
please bring:

- A water bottle with your name on
- Your coat
- Your reading book
- Your reading diary
- A school bag to hold all your belongings




We will provide you with a pencil case and all the stationery you need, so please don't bring these into school.

Please send us your  
'All About Me' profiles !


We can't wait to  
hear all about  
you!

### All About Me

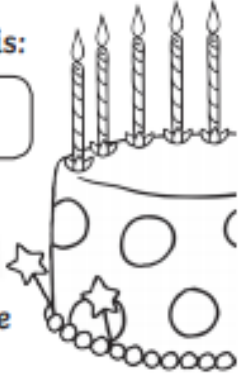


This is me.

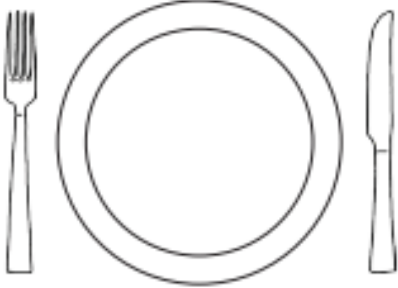
My name is:




My birthday is:




My favourite food is:







My favourite colour is:



My favourite book is:



My favourite television show is:







Have a lovely summer  
and see you soon!

Miss Hewitt😊