



Spring Term 1

Reception

Week 6 8th-12th Feb

Learning Booklet *

Name:- _____

Class:- _____



Reception Home learning Guide-Please use this as a guide to support your child with learning at home. Feel complete the activities daily with your child. These will help to keep your child engaged with learning despite not being at school. The most important activity is reading with your child. If you would like to share any pictures/videos of learning or require any support with home learning please email reception@woodlands.staffs.sch.uk.

When logging in to education city, all of the activities can be found in the classwork section. The logins can be found in the front of your child's red reading diary.

Try to do this as often as possible. Take care and stay safe, we really hope to see you all soon.

Mrs Laffan and Mrs Groves☺

Spring 1 Week 6						
	Get Active	Reading	Writing	Maths	Phonics	Understanding the World/Creative
Monday	Joe Wicks https://www.youtube.com/watch?v=hozv0a23eKk&safe=active	Bug Club:- https://www.activelearnprimary.co.uk/login?c=0 Phase 2 Pick a picture Pick A Picture (phonicsplay.co.uk) Complete activity sheet in booklet	Write your news- What did you do at the weekend? Practise spellings And, dad, the, big	Combining 2 groups. Combining two groups (thenationalacademy)	Introduce the 'k' digraph. The k sound Phase 2 Phonics k words - BBC Bitesize Handwriting- Curly caterpillar letters	Keeping fit Complete these challenges. Complete the activity sheet.
Tuesday	Gonoodle Banana Banana Meatball Banana Banana Meatball - Blazer Fresh GoNoodle - YouTube	Bug Club:- https://www.activelearnprimary.co.uk/login?c=0 Make a match Make a Match - Phase 2 (Week 4) (phonicsplay.co.uk)	Read Tiberius and the chocolate cake. Write the initial sounds for items in a list to make a chocolate cake.	Combining groups including 0. Combining two groups including zero (thenationalacademy)	Introduce the 'ck' digraph. The ck sound Phase 2 Phonics ck words - BBC Bitesize	PE- Can you throw and catch a ball. How many times can you catch the ball without dropping it? Send a video or photo via eschools.
Wednesday	Joe Wicks https://www.youtube.com/watch?v=hozv0a23eKk&safe=active	Bug Club:- https://www.activelearnprimary.co.uk/login?c=0 Tricky word trucks Tricky Word Trucks (phonicsplay.co.uk) Practise spellings to, no go, can	Watch the video for making chocolate cake. Number the pictures to put them into the correct order for making a chocolate cake. Practise spellings And, dad, the, big	Numberjacks Take away https://www.youtube.com/watch?v=kkctu5a1pHc Subtraction powerpoint-on eschools	Revisit the 'e' sound The e sound Phase 2 Phonics e words - BBC Bitesize Handwriting- ladder letters	Music-The rainforest part 3 The Rainforest (Part 3) (thenationalacademy)
Thursday	Supermovers Danger Mouse https://www.bbc.co.uk/teach/supermovers/just-for-fun-danger-mouse-l1/z6mcp8	Bug Club:- https://www.activelearnprimary.co.uk/login?c=0 Train your brain Train Your Brain (phonicsplay.co.uk)	Write the first instruction for making a chocolate cake. Write the words in the correct order for the first instruction.	Exploring subtraction by partitioning (thenationalacademy)	Introduce the 'u' digraph. The u sound Phase 2 Phonics u words - BBC Bitesize	Cooking-Using the instructions. Make a chocolate cake. Send a photo of your results.
Friday	Joe Wicks https://www.youtube.com/watch?v=hozv0a23eKk&safe=active	Bug Club:- https://www.activelearnprimary.co.uk/login?c=0 Pick a picture Pick A Picture (phonicsplay.co.uk)	Write the last instruction for making a chocolate cake.	Education city- Hop off Practising addition and subtraction (thenationalacademy)	Introduce the 'r' digraph. The r sound Phase 2 Phonics r words - BBC Bitesize	Topic review:- Can you answer these simple questions from our topic? See topic review sheet.

Day 1-Reading (Log onto Bug club and read a book)

CVC Word and Picture Matching



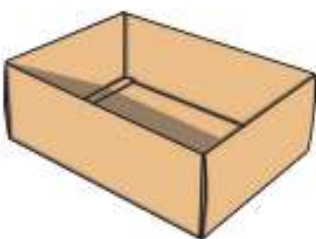
box



pet



pop



jug

Day 1-Writing News

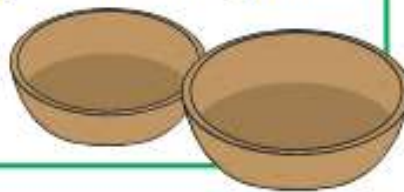
Draw a picture of your news.

Day 1- Finding the total

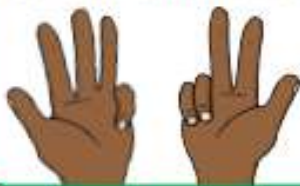
Finds the Total Number of Items in Two Groups by Counting All of Them

Home Learning Challenges

Collect two bowls. Put three bananas in one bowl and two apples in the other. How many pieces of fruit do you have altogether?



Hold up four fingers on one hand and three on the other. How many fingers are you holding up altogether?



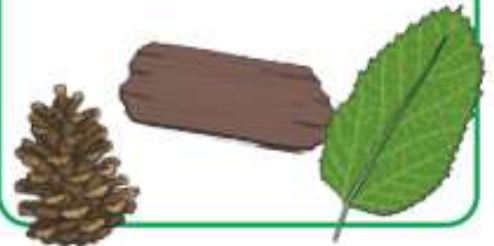
Play shops with a friend. How many items do you have in your basket? How many does your friend have? How many altogether?



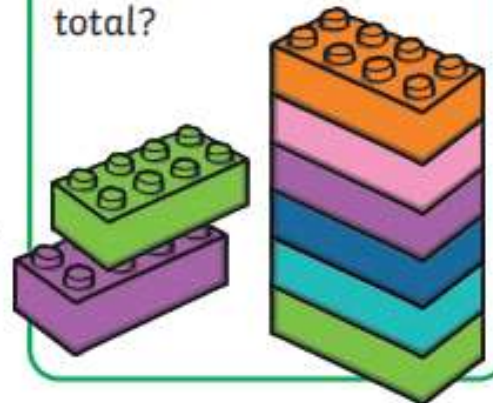
Ask a grown-up to help you to draw a picture of the seaside. Draw three sea creatures in the water and two creatures on the sand. How many seaside creatures have you drawn altogether?



Go for a walk in the garden with someone from your family and take two containers with you. Collect five natural objects in your container and ask your family member to collect five different objects. How many objects did you find altogether?



Build a tower using six blocks, now build another using four. Can you count how many blocks you have used in total?



Day 1 Phonics

Initial Sound I Spy (k)

Find and circle all of the things that begin with **k**.

k



Day 1 Handwriting

Curly Caterpillar Letter Formation

C C C C C C C C C

a a a a a a a

d d d d d d d

g g g g g g g



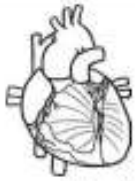









q q q q q q q

Day 1 Health and self care

Get a grownup to time you running on the spot for 2 minutes then complete the activity sheet.

Being Active

Think about what happens to your body when you are active. Tick the correct box to show what can happen to the body during exercise.

 <p>Your cheeks might turn red.</p>		 <p>Your cheeks might turn blue.</p>	
 <p>Your heart will beat slower.</p>		 <p>Your heart will beat faster.</p>	
 <p>Your body may feel warmer.</p>		 <p>Your body may feel colder.</p>	
 <p>Your skin might feel dry.</p>		 <p>You may sweat.</p>	
 <p>You will not feel thirsty.</p>		 <p>You may need a drink.</p>	
 <p>Your breathing will remain steady.</p>		 <p>Your breathing may become harder and faster.</p>	

Day 2-Reading (Log onto Bug club and read a book)

Read and Draw

Read the words and draw pictures to illustrate them.

sun



cup



bag



box



Day 2-Writing

Get a grown up to read this page from the book.

Then on the next page write a list of ingredients for a chocolate cake.

“Well,” said Tiberius slowly. “I’m going to make a big chocolate cake for all my friends and I need the ingredients.”



“Right,” said Mrs Johnson. “You’ll need some flour, sugar, eggs, butter and some chocolate powder.”
She put the ingredients into a big bag and gave them to Tiberius.

Shopping List

utter



ugar



lour



ocolate powder

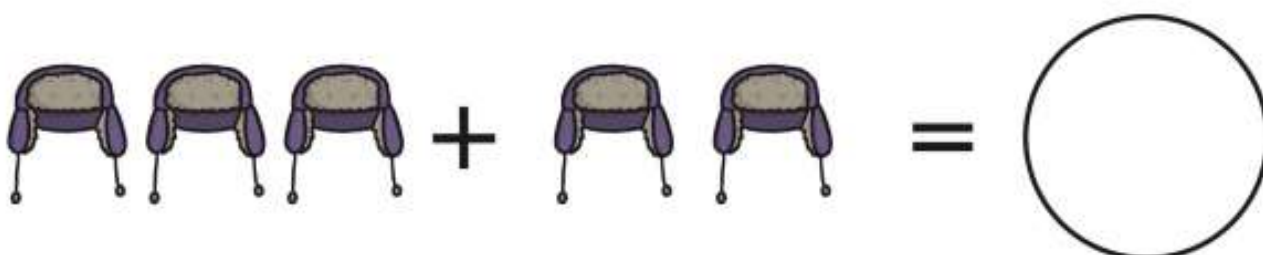


gg

☐☐☐☐☐☐☐☐

Day 2-Maths

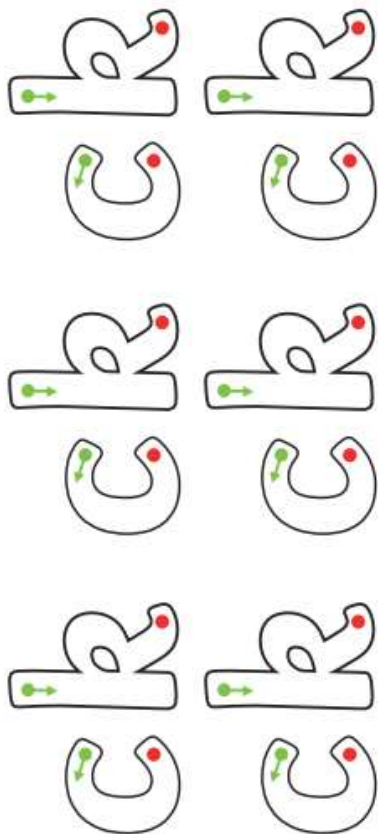
Winter Clothing Themed Addition Sheet 1 to 5



1	2	3	4	5	6	7	8	9	10
---	---	---	---	---	---	---	---	---	----

Phonics Activity Mat: ck

Can you write 'ck'?



Can you write the sound 'ck' in this word?




so _

Circle the words that have the 'ck' sound.



Colour all the bubbles that show 'ck'.



Foundation PE (Reception) - Catching

Home Learning Challenge Sheet

At school we are learning to catch different objects. Please help me at home. This is what we need to do to become good catchers.

Activities to Support Learning

Creative Catch

Play catch with anything soft you can find. A ball can often be scary when you are learning to catch. You could use a balloon, a tea towel, a scarf, a soft toy, a ball of wool or a screwed-up piece of paper.

Counting Catch

Using a soft object, count how many times you can throw and catch the object without dropping it. Record the result and keep trying to beat the score. This could be done with a partner or individually.

Clapping Catch

Try throwing and catching a soft object on the spot. Between throwing the object and catching it you should clap your hands. You must clap quickly to make sure you don't drop the object. You could do another action between catching and throwing e.g. spin round, jump, touch your toes.

Drop Catch

You will need a soft object and an adult to help you. The adult should hold the soft object above you. They should drop it just in front of you and you should try to catch it. Roll your ball onto the target – see how many points you can get.

How to Catch

1. Stand with feet slightly apart.
2. Watch the ball.
3. Get your hands ready.
4. Reach out to meet the ball.
5. Hold the ball tightly and bring it into your body.


You could take a photo or draw a picture of you practising the different activity to show us at school. You could tell us all about how you have improved your catching, throwing and rolling skills.



Day 3 Reading:-Please log on to Bug club to read a text.

Phonics Activity Mat


Can you write the initial and final sounds in this word?



__ a __

Read the word. Then, circle the correct picture.

red
...



Match the words to the pictures.



cup
: : .

hut
: : .

pen
: : .

Fill in the final sounds in these words.



bu __
: : .





du __
: : .

Day 3-Spellings

Spellings	and	Read	Copy	Copy	Copy	Copy
	dad					
	the					
	big					

Day 3-Writing-Order the instructions by writing the numbers into the box.
The first instruction is done for you.

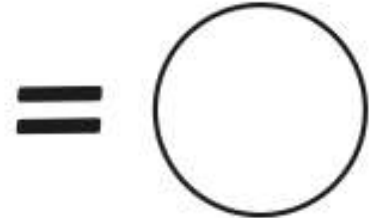


Winter Subtraction

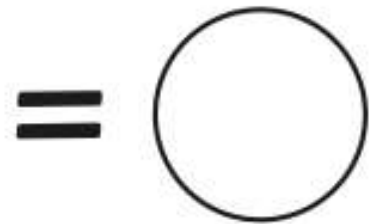
Write the answers in the circles.



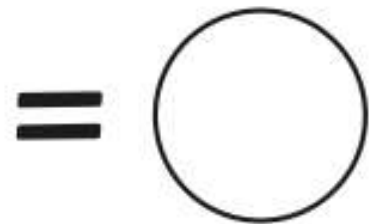
$$3 - 3$$



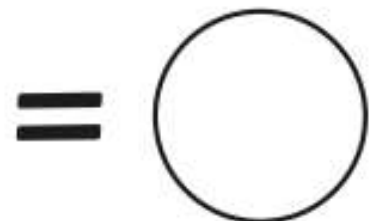
$$3 - 1$$



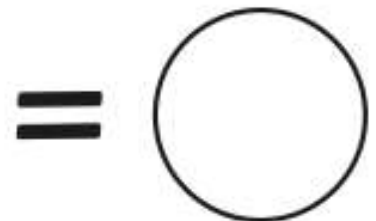
$$4 - 2$$



$$3 - 2$$

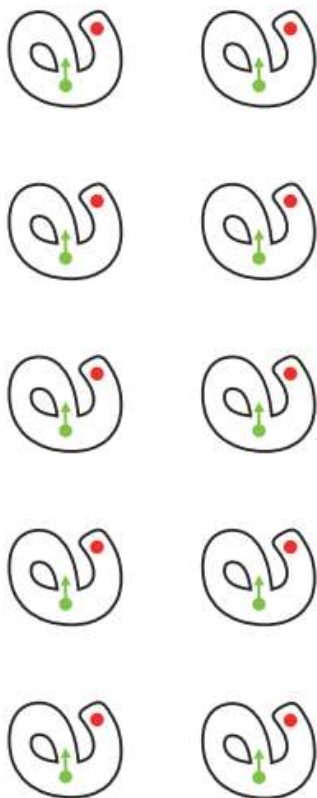


$$4 - 3$$

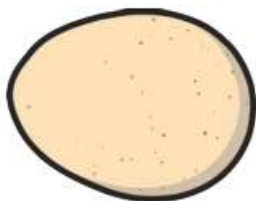


Phonics Activity Mat: e

Can you write 'e'?




Can you write the initial sound in this word?

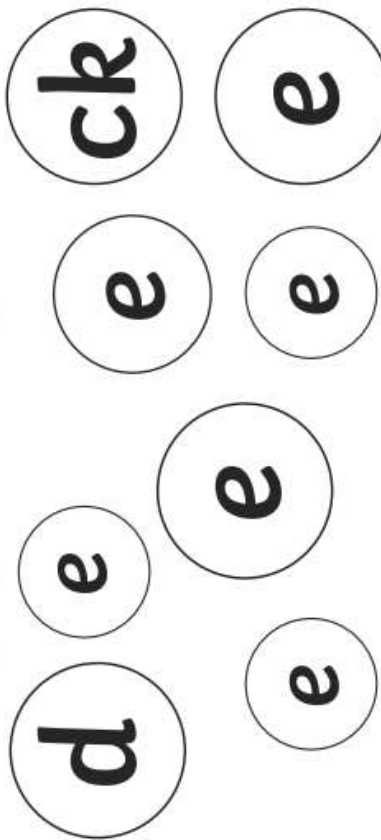


— gg

Circle the words that begin with 'e'.





Colour all the bubbles that show 'e'.



Day 3-Handwriting

Ladder Letter Formation



General Sound Discrimination Body Percussion Home Learning Challenge

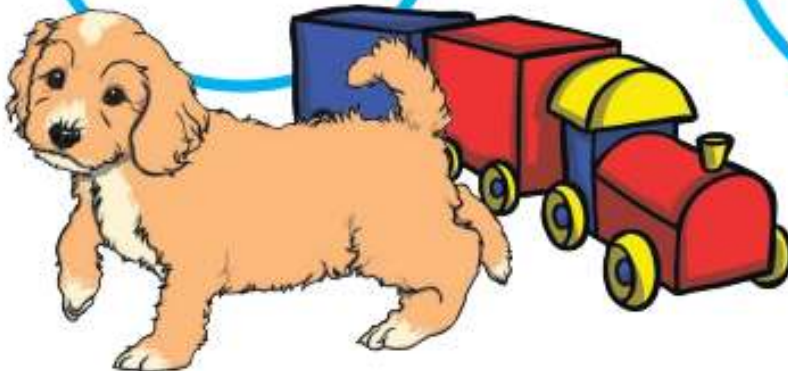
Play 'follow the leader' with someone at home. Choose some body percussion (like clapping your hands) and ask your partner to copy you. Take turns to be the leader.

Listen to some music at home. Can you clap along to the beat?



Use your voice to make sounds like a car, a dog, a train or a clock.

Teach everyone at home a rhyme and show them how to clap their hands together to the beat.



Day 4-Reading-Log in to Bug club and read a book.

Phase 2 Home Learning Challenges

Look at things around the room and say the sound they begin with. Can you hear the sound they end with too? Try writing some of them down.

Can you spell out any of the pictures? Tell your grown-up which sound it begins with and which sound it ends with. Do all the words have the same number of sounds?



Play a game with your grown-up. Take it in turns to give instructions. For example, 'Touch your f-ee-t' or 'Stand u-p'.

Can you look in a book and find any of these words? Which words did you spot the most?

the

to

I

go

no

Can you put the sounds on this page into the phoneme frames to make words?

Can you read the letters on this page and think of a word that begins with each one?

t

d

c

b

f

l

s

o

Day 4- Can you write the first instruction for making a chocolate cake?



Word Bank:-

sugar

butter



bowl.

Put

the

and

in

a

Day 4 Maths- Subtraction

Dinosaur Subtraction

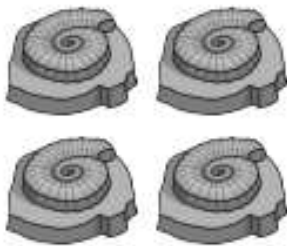
Write the answers in the circles.



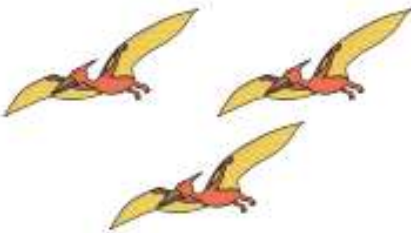
$$- \quad \mathbf{1} \quad = \quad \bigcirc$$



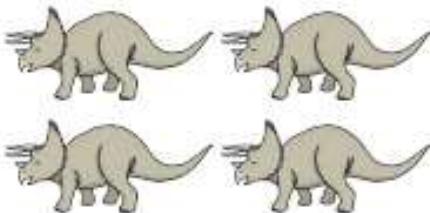
$$- \quad \mathbf{2} \quad = \quad \bigcirc$$




$$- \quad \mathbf{1} \quad = \quad \bigcirc$$



$$- \quad \mathbf{1} \quad = \quad \bigcirc$$



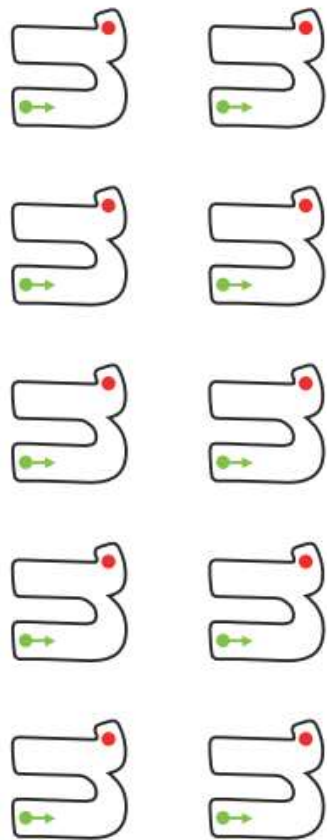
$$- \quad \mathbf{3} \quad = \quad \bigcirc$$




$$- \quad \mathbf{2} \quad = \quad \bigcirc$$

Phonics Activity Mat: u

Can you write 'u'?



Can you write the initial sound in this word?




— p .

Circle the word that begins with 'u'.



Colour all the bubbles that show 'u'.



Day 4 -Cooking

Can you make a delicious chocolate cake:- (Send a photo)

INGREDIENTS

For the recipe Chocolate Victoria Sponge Cake

FOR THE CAKE:

225 g	Unsalted butter or Margarine (8oz)
225 g	Caster Sugar (8 oz)
225 g	Self-Raising Flour (8 oz) Sieved
50 g	<u>Cocoa Powder</u> (2oz)
4	Medium Eggs

PREPARATION

CHOCOLATE VICTORIA SPONGE CAKE

Step 1: To begin this Chocolate Victoria Sponge recipe, pre-heat oven to 180°C/350°F/Gas Mark 4. Grease and line two 20cm (8 inch) sandwich tins.

Step 2: Cream together the butter and sugar until light and fluffy. Gradually beat in the eggs and if the mixture starts to curdle, add a little flour.

Step 3: Fold in the remaining flour and the cocoa powder with a metal spoon.

Step 4: Divide the mixture between the two tins and bake for approx. 25 minutes until golden brown and firm to the touch. Remove from oven and leave to cool before turning out onto a cooling rack.

Step 5: To make the butter icing, place the butter in a bowl and beat until soft. Gradually sift and beat in the icing sugar and then add enough milk / water to make the icing fluffy and spreadable. Sift and beat the cocoa powder in to the icing and use it to sandwich the two sponges together.

Step 6: Dust the top of the Chocolate Victoria Sponge Cake lightly with the sieved icing sugar.

Day 5-Reading (Log onto Bug club and read a text)

Phase 2 Pictures and Captions Matching Activity

Name: _____


Date: _____



a pup in
the mud



run to
the den



mugs
and cups



an egg in
an egg cup

Day 5-Instructions



oven cakes

Day 5-Maths

Number Shape Subtraction to 10

Use the number shapes to work out the answers to each subtraction question.



-



=



-



=



-



=



-



=



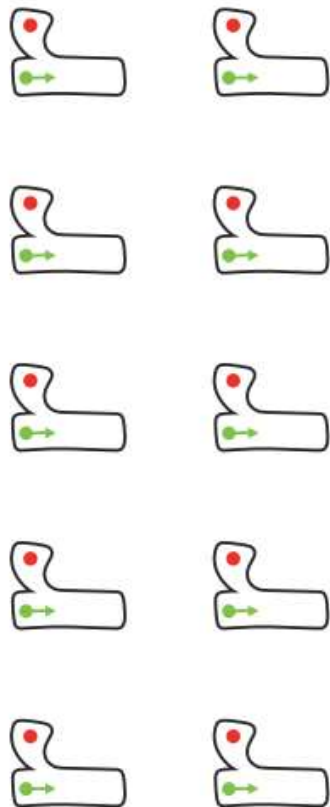
-



=

Phonics Activity Mat: r

Can you write 'r'?



Can you write the initial sound in this word?

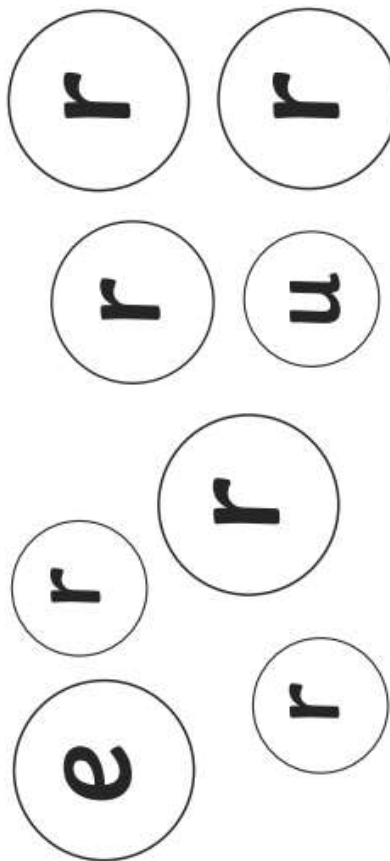


____ r u n

Circle the words that begin with 'r'.



Colour all the bubbles that show 'r'.



Day 5-Topic review Ask grown up to read the questions. (Circle the correct answer)

1. Does chocolate grow on trees?

Yes

No

2. What part of the chocolate process grows on trees?

Chocolate bars

Cacao Pods

3. Where was chocolate discovered?

Mexico

England

4. Who discovered chocolate?

Willy Wonka

The Aztecs

5. What is the art technique called when you use little shapes to colour the picture?

mosaic

painting

6. How are the cocoa beans transported to England?

Boat

car

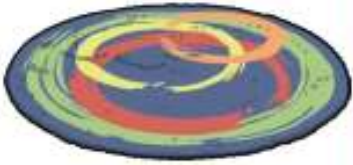
7. What is added to the cocoa beans to make it taste creamy and sweet?

Cocoa Butter, milk and sugar

Cocoa butter, salt and sugar

Day 1 Quiz (Please complete at the end of the day)


CVC Word and Picture Matching



bag



cap



rug



leg

Day 2 Quiz (Please complete at the end of the day)

Read and Draw

Read the words and draw pictures to illustrate them.

man

dog

van

bin


Day 3 Quiz (Please complete at the end of the day)

Maths Activity Mats

Which numbers come next?

2 3 4

Can you work out the answer?



Which activity would you do at night time?
Circle it.



Which picture comes next in the pattern? Circle it.






1 2 3 4 5 6 7 8 9 10









Day 4 Quiz (Please complete at the end of the day)

The Very Hungry Caterpillar Addition

Write the answers in the circles. Then write the number sentence on the line below.

 $+$  $=$ 

 $+$  $=$ 

 $+$  $=$ 

 $+$ 

 $+$  $=$ 

Day 5 Quiz (Please complete at the end of the day)

I Spy and Read

Draw a line to the matching picture when you have read each word.

hop

bell

kiss

bug

bus

doll

fan

back



Challenge: Can you spell a word to match one of the other pictures?
