



Spring Term 2

Reception



Do You Know? \*\*


Homework Booklet

Name:- \_\_\_\_\_

Class:- \_\_\_\_\_

This booklet should be returned each week. Please ensure it is in your child's book bag on a Tuesday.

New spellings will be added to the booklet each week, if they get 3/4 correct  
Each week your child will be tested on simple addition/subtraction. Their test scores will be recorded in the homework book. After scoring 5/5 three times, your child will receive a certificate and move onto the next level.

Homework Grid				
	<b>Expected 2 team points</b>	<b>Exceeding Expected 5 team points</b>		<b>Greater Depth 10 team points</b>
	These need to be carried out every week	<b>Maths</b>	<b>English</b>	Select 2 projects from the list below to do over the half term
Week 1	Reading at LEAST 3 times Complete Spelling Sheet Complete addition/subtraction grid	<b>Education city Homework</b> Long, tall and short	Can I write my news from my half term holiday? Can I match the rhyming pairs?	<ul style="list-style-type: none"> <li>Can I write instructions for making a pancake ?</li> <li>Can I tie my own shoelaces? (Take a photo).</li> </ul>
Week 2	Reading at LEAST 3 times Complete Spelling Sheet Complete addition/subtraction grid	Can I say the days of the week in order?	Education city English>F2> Sound it out	<ul style="list-style-type: none"> <li>Create a project about the Easter Story.</li> </ul>
Week 3	Reading at LEAST 3 times Complete Spelling Sheet Complete addition/subtraction grid	Education city Maths>Homework> Days of the Week	Can I draw a traditional story character and write their phrase in a speech bubble? E.g. Wolf "I'll huff and I'll puff...."	<ul style="list-style-type: none"> <li>Can I create a project about the lifecycle of a chicken?</li> </ul>
Week 4	Reading at LEAST 3 times Complete Spelling Sheet Complete addition/subtraction grid	Can I compare numbers to 10?	Education city Science>F2> Memory Lane Leap frog	
Week 5	Reading at LEAST 3 times Complete Spelling Sheet Complete addition/subtraction grid	Education City Five a Day and Counting order 1-10	Can I write captions to go with the pictures?	
Week 6	Reading at LEAST 3 times Complete Spelling Sheet Complete addition/subtraction grid	Can I pair the food and say whether the number of items is odd or even?	Education city English>F2> CVC words	

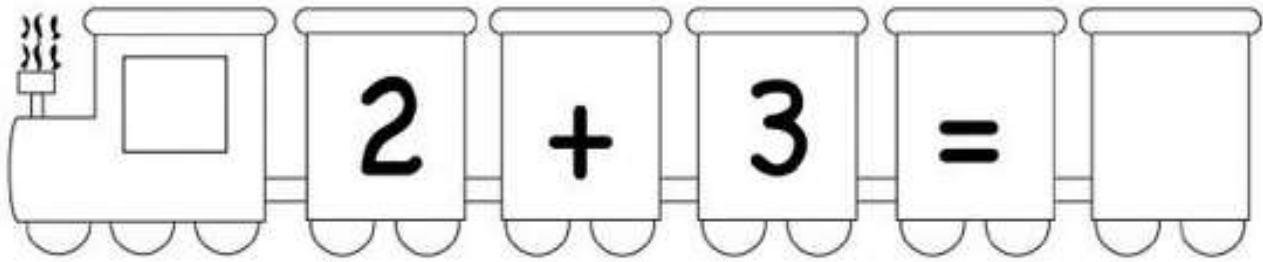
Week 1

Spellings		Read	Copy	Copy	Copy

Test score:-

Words highlighted in pink are the words that were spelt incorrect in the test.

## Week 1 Addition to 5

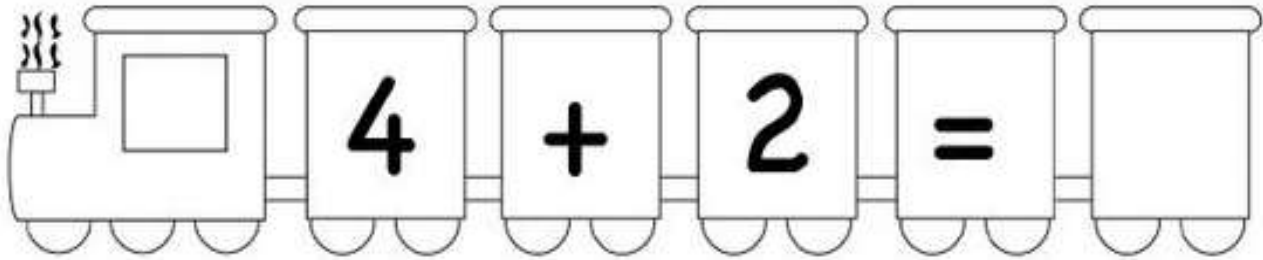


2

+

3

=

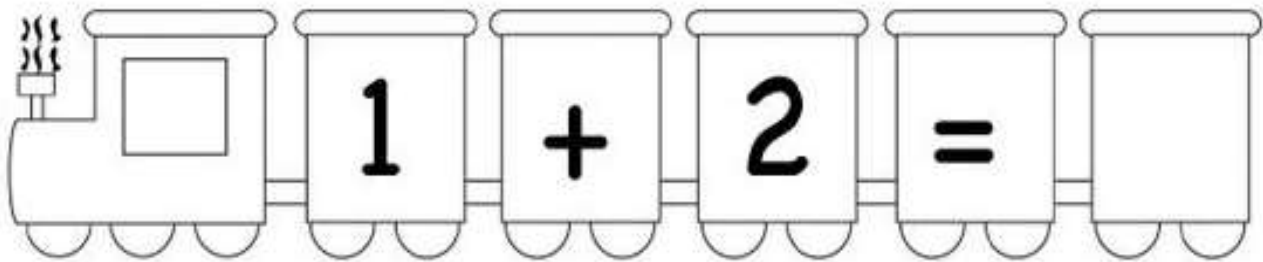


4

+

2

=

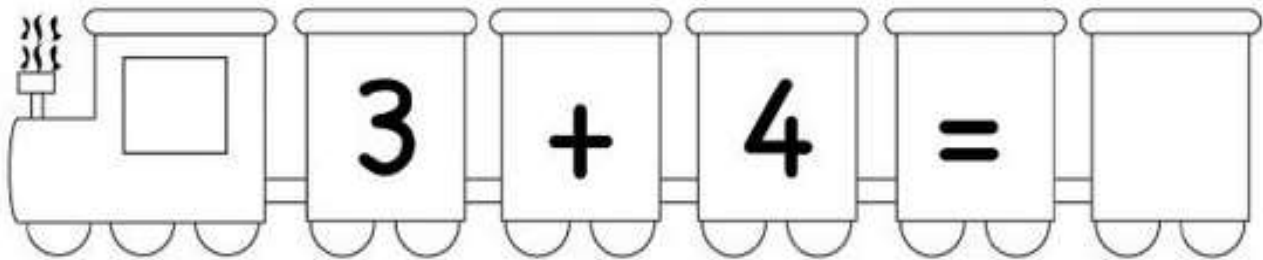


1

+

2

=

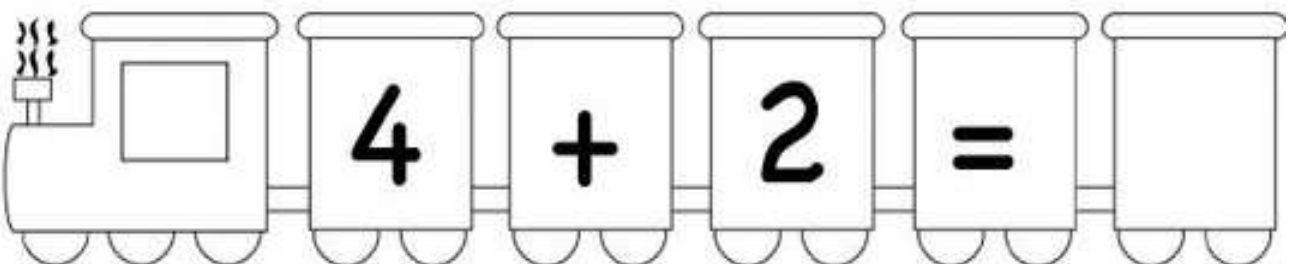


3

+

4

=



4

+

2

=

Test score:-

## Week 1-News Writing

---

---

---

---

---

---

---

Draw a picture

# Rhyming Words

Draw a line to join the rhyming words together.



car



cat



frog




mouse



fox



house



box



bat



star



dog

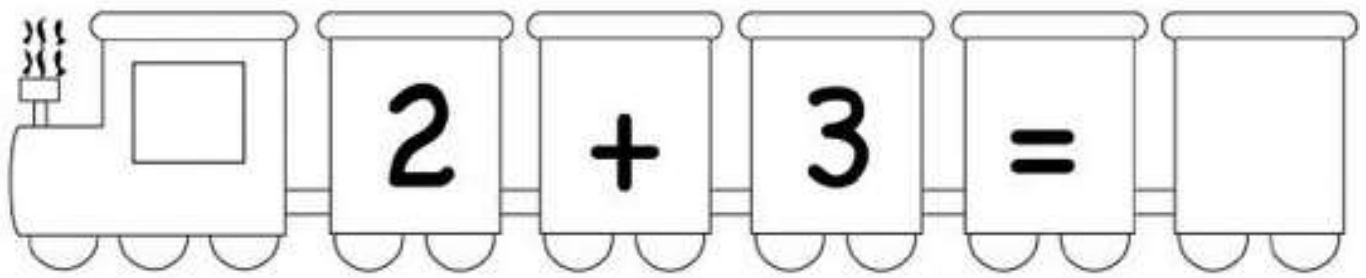
Week 2

Spellings		Read	Copy	Copy	Copy

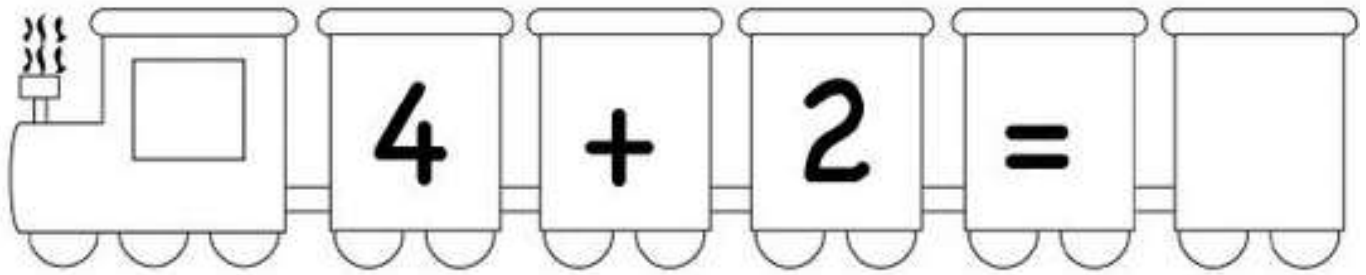
Test score:-

Words highlighted in pink are the words that were spelt incorrect in the test.

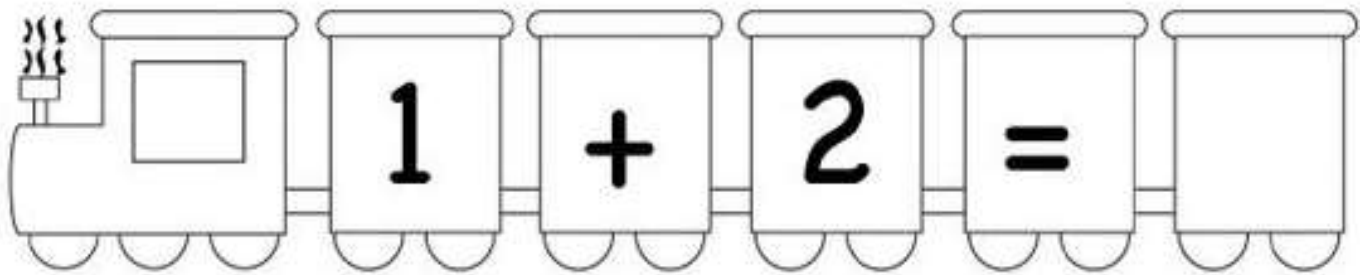
## Week 2



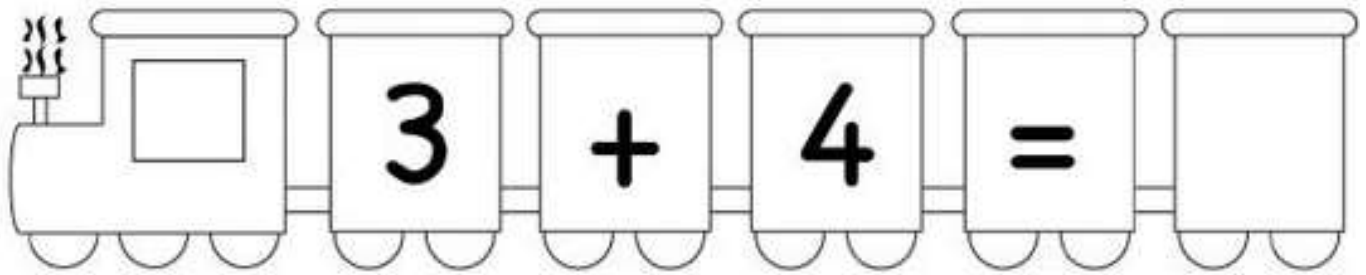
$$2 + 3 =$$



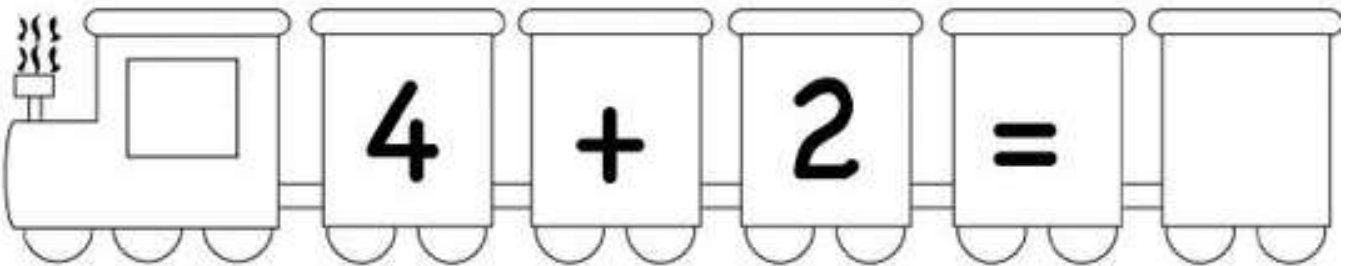
$$4 + 2 =$$



$$1 + 2 =$$



$$3 + 4 =$$

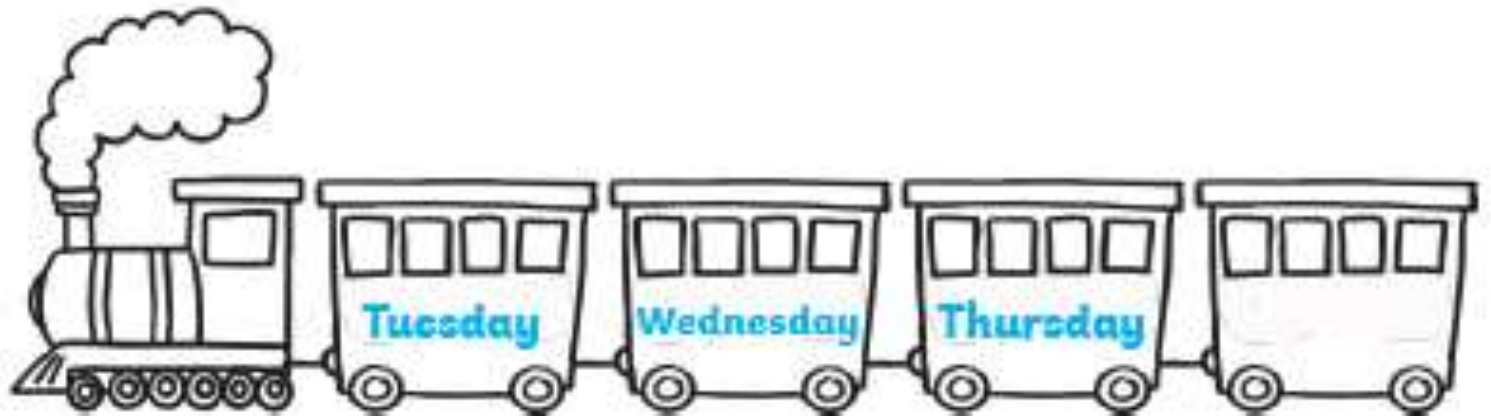


$$4 + 2 =$$

Test score:-



Week 2-Can you write the day that comes next?




Week 3

Spellings		Read	Copy	Copy	Copy

Test score:-

Words highlighted in pink are the words that were spelt incorrect in the test.

## Week 3




3

+

2

=

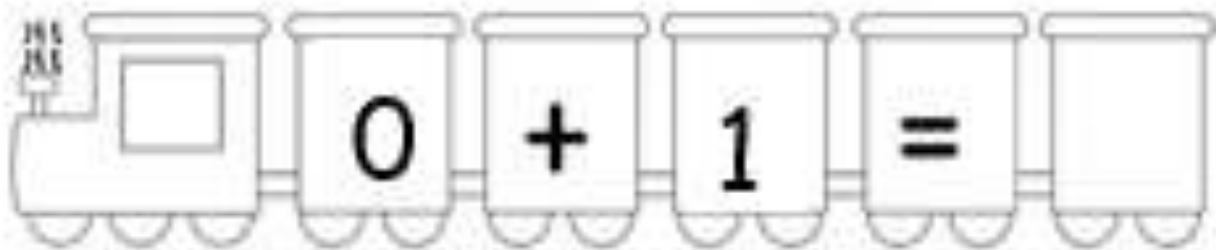


1

+

2

=

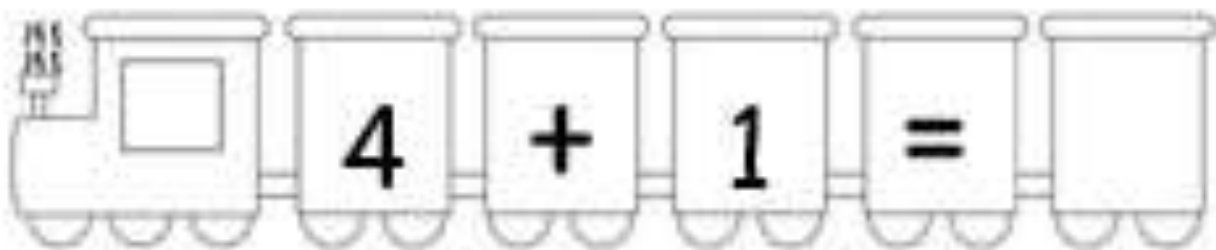


0

+

1

=

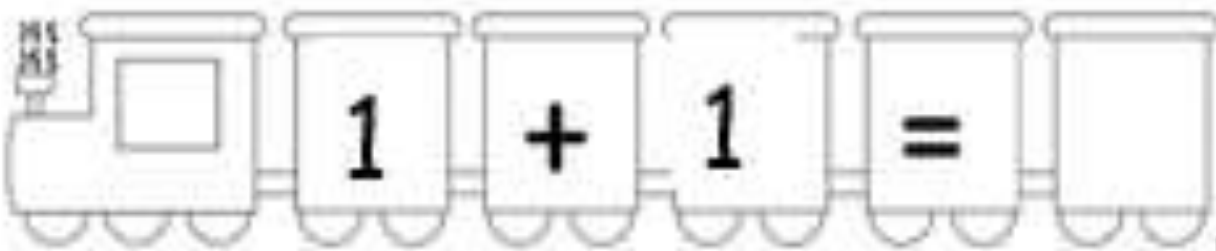


4

+

1

=



1

+

1

=

## Week 3

### Letter Formation-Anti clockwise letters

a a a a a a a a a a a a

c c c c c c c c c c c c c c


d d d d d d d d d d d d d

g g g g g g g g g g g g g


o o o o o o o o o o o o o

e e e e e e e e e e e e e e

## Week 3 - Fairy tale character speech bubble.



Draw your fairy tale character here.



Week 4

Spellings		Read	Copy	Copy	Copy


Test score:-

Words highlighted in pink are the words that were spelt incorrect in the test.


## Week 4

Week 3


Name: \_\_\_\_\_



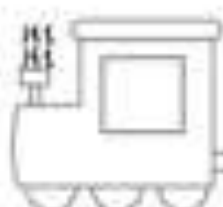
3 + 2 =



2 + 1 =



0 + 2 =



4 + 1 =

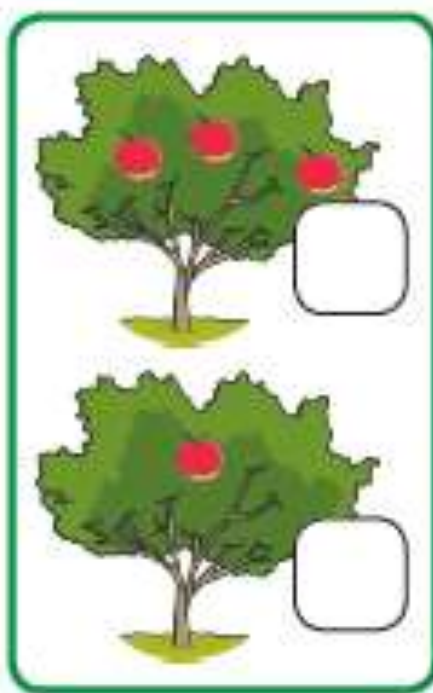
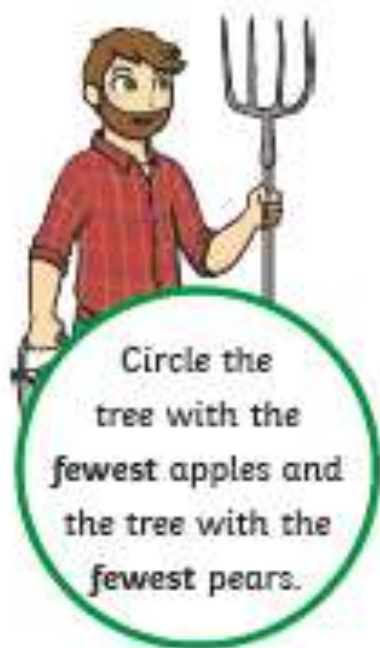
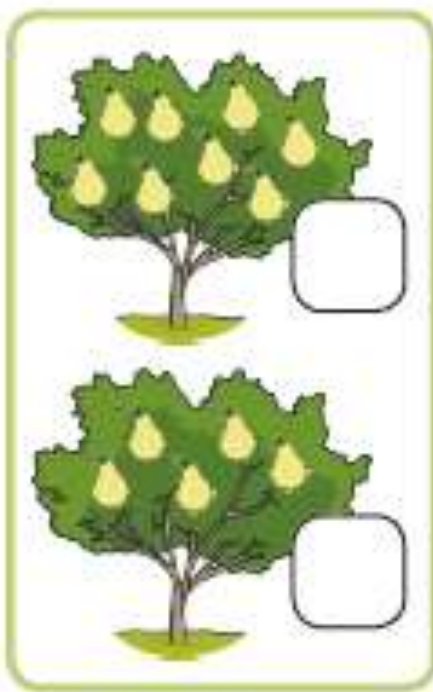
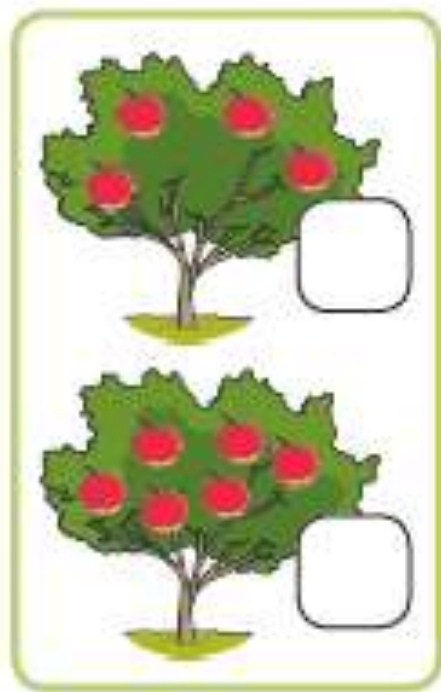


3 + 0 =

Test score:-

## Week 4 – Can I compare numbers to 10?

Farmer Joe grows apples and pears in his orchard. Can you look at his trees and count the amount of fruit on each one? Write the totals in the boxes. Then, circle the tree with either the most or fewest.





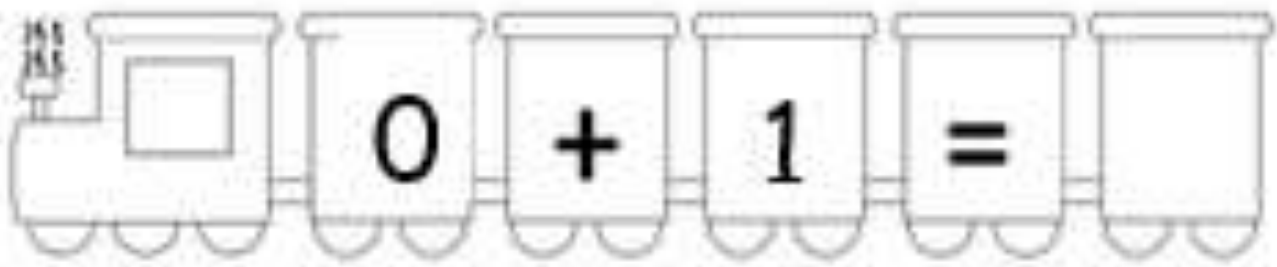
Week 5

Spellings		Read	Copy	Copy	Copy

Test score:-

Words highlighted in pink are the words that were spelt incorrect in the test.

## Week 5

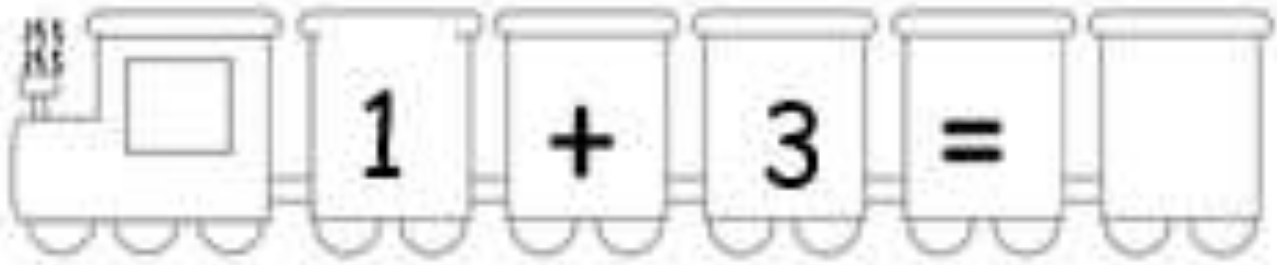
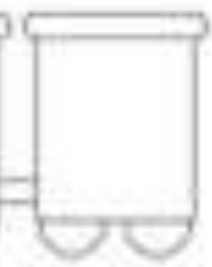


0

+

1

=

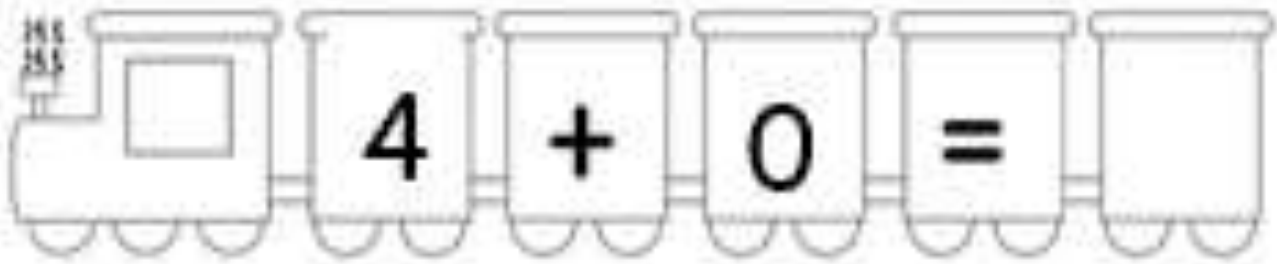
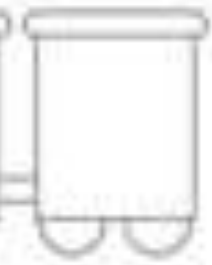


1

+

3

=

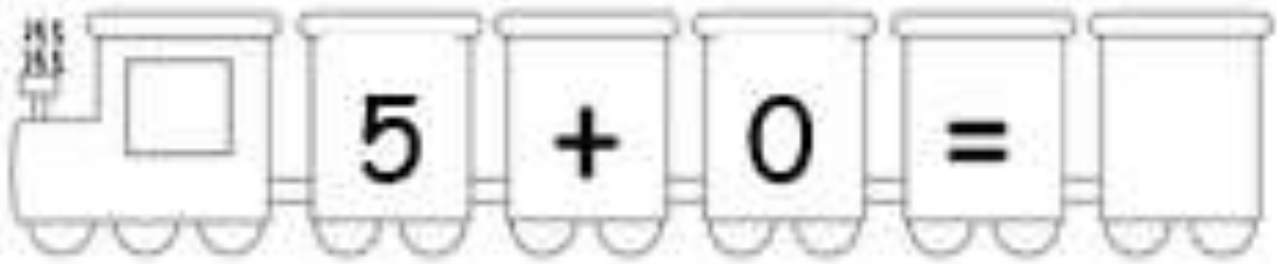


4

+

0

=

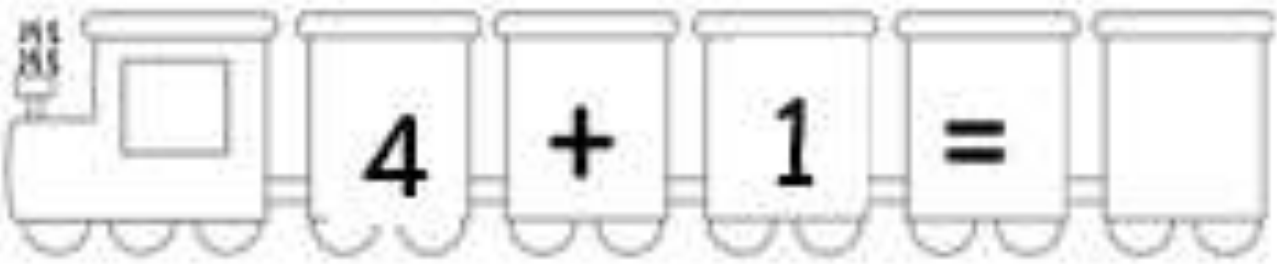
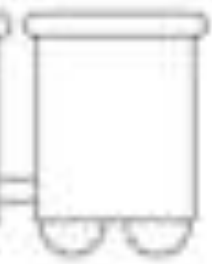


5

+

0

=

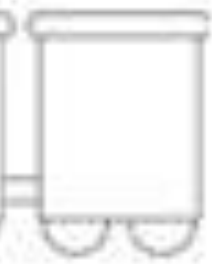


4

+

1

=



a

Test score:-

## Week 5 (Write a fairy tale caption)



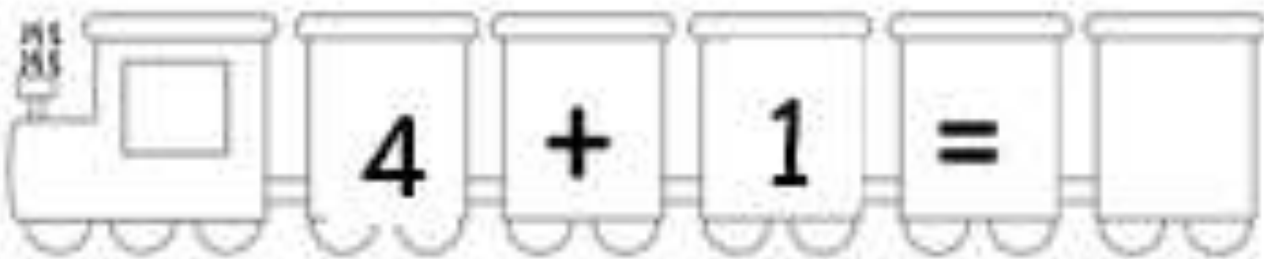
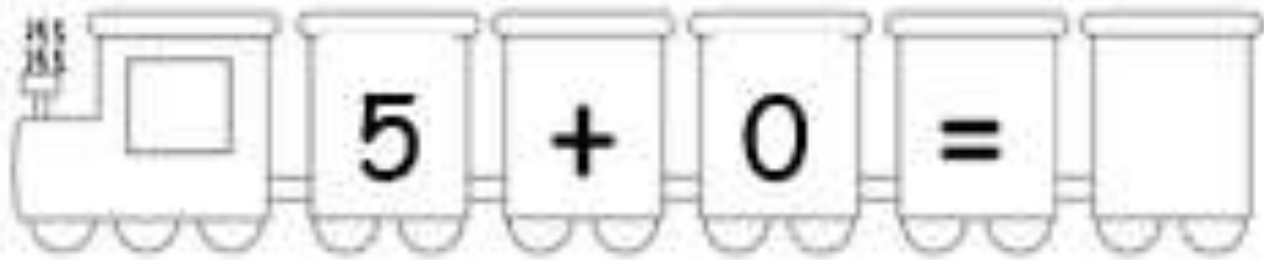
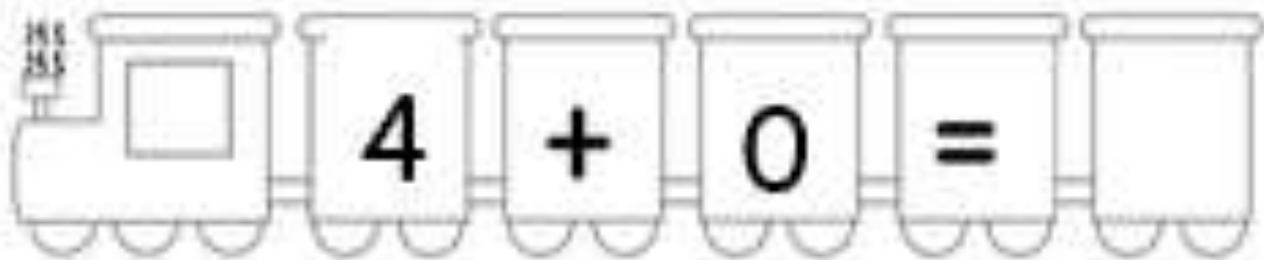
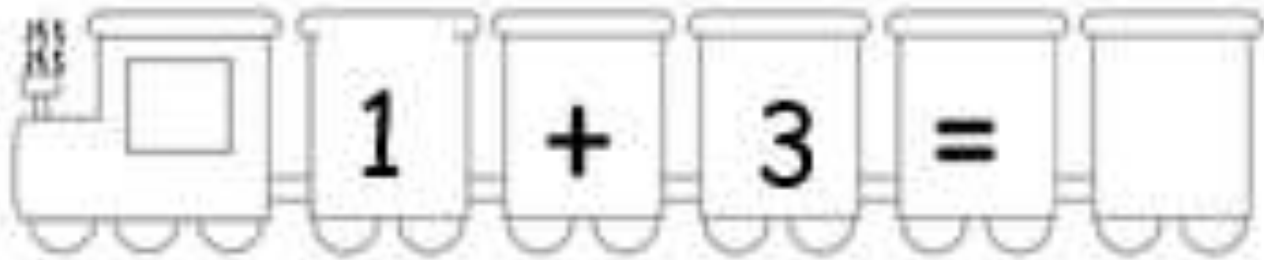
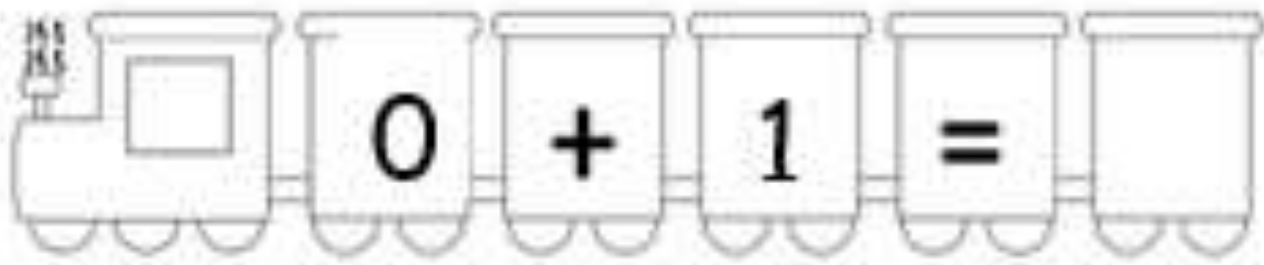
Week 6

Spellings		Read	Copy	Copy	Copy

Test score:-

Words highlighted in pink are the words that were spelt incorrect in the test.

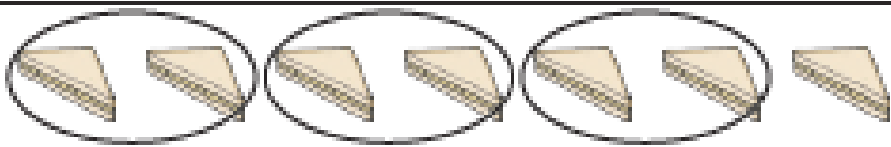









## Week 6



aa

Test score:-

# Week 6 –Can I pair the food and say whether the number of items is odd or even?

	7	<input checked="" type="radio"/> odd <input type="radio"/> even
		<input type="radio"/> odd <input type="radio"/> even
		<input type="radio"/> odd <input type="radio"/> even
		<input type="radio"/> odd <input type="radio"/> even
		<input type="radio"/> odd <input type="radio"/> even
		<input type="radio"/> odd <input type="radio"/> even
		<input type="radio"/> odd <input type="radio"/> even
		<input type="radio"/> odd <input type="radio"/> even
		<input type="radio"/> odd <input type="radio"/> even
		<input type="radio"/> odd <input type="radio"/> even

Sorina Term 2 2022 Long Term Plan: Do you know?						
	Week 1 (28/2)	Week 2 (7/3)	Week 3 (14/3)	Week 4 (21/3)	Week 5 (28/3)	Week 6 (4/4)
<p>PSED</p> <p>We are learning:-</p>	Can I show awareness of others' needs and feelings? Circle time caring for animals.	Can I identify what is a good/bad choice? Making choice circle time	Can I talk freely about home and community? Mother's day Who cares for me?	Learning journey reflection	Can I take account of another's ideas about how to organise an activity? Humpty Dumpty Activity	Easter <b>Puddles and the Happy Easter Day</b>
Physical Development	Outdoor games Tuesday PM Indoor PE Friday AM					
Communication and Language	Animal babies- Does a Kangaroo have a mother too?	Growing Once there were giants Jasper's bean stalk	Lifecycles Describing the butterfly lifecycle	Floating and sinking Who sank the boat? / 3 Billy Goats Gruff raft	Materials Humpty Dumpty -Changing the rhyme magnets Traction man-	The Easter story
Phonics	Children working in phase 4 will be focusing on consonant blends and phase 3 vowel digraphs.					
Literacy	Chocolate Moose for Greedy Goose Pattern and Rhyme-rhyming strings.	Instructions – Planting a seed (Jaspers Beansstalk)	Recount-lifecycle of a Butterfly And frog	Retelling the story of Three Billy Goats Gruff.	Humpty Dumpty- Changing the rhyme	Easter story retell
Mathematics	Measure-Length (non-standard and standard units)	Time-Days of the week	Counting and understanding number Halving and sharing (bar model)	Subtracting parts and wholes	Position/Direction Sorting	Recognise numbers beyond 20 Number ordering
Understanding the World People and Communities	Understanding occupations-What is a vet?					<b>Easter.</b> <i>Can I join in with family customs and routines?</i>
Understanding the World The World	Animals and their young. Matching and naming.	<b>Growing – planting seeds, what will make a bean grow</b>	Lifecycles-butterflies and frogs	Exploring Floating and sinking. STEM:- Building a raft for the Three Billy Boats		
Understanding the World Technology	E Safety	Butterfly picture on paint.	Butterfly picture on paint.	Complete lifecycle programme	Sorting technological items v non technological items	Now Press Play Mini Beasts
Expressive Arts and Design	Observation drawing	Observation drawing Nursery Rhymes-Incy Wincy Spider	Music/Charanga Nursery Rhymes-Row Row...	Design and build a house using the construction materials	Music/ Charanga Nursery Rhymes- Butterfly art	Easter cards and craft
Role-Play	Oak-Inventors workshop Asn:- Building site					