



September  
2021

Welcome  
to Maple!

Miss Dawson

# Teacher Profile:

Miss Dawson

## Welcome to Maple!

I am looking forward to September. We have some great activities planned. 😊

## Facts about me:

- I love to sing although I don't sound very good!!
- I love to read and my favourite subjects are Maths and Science.

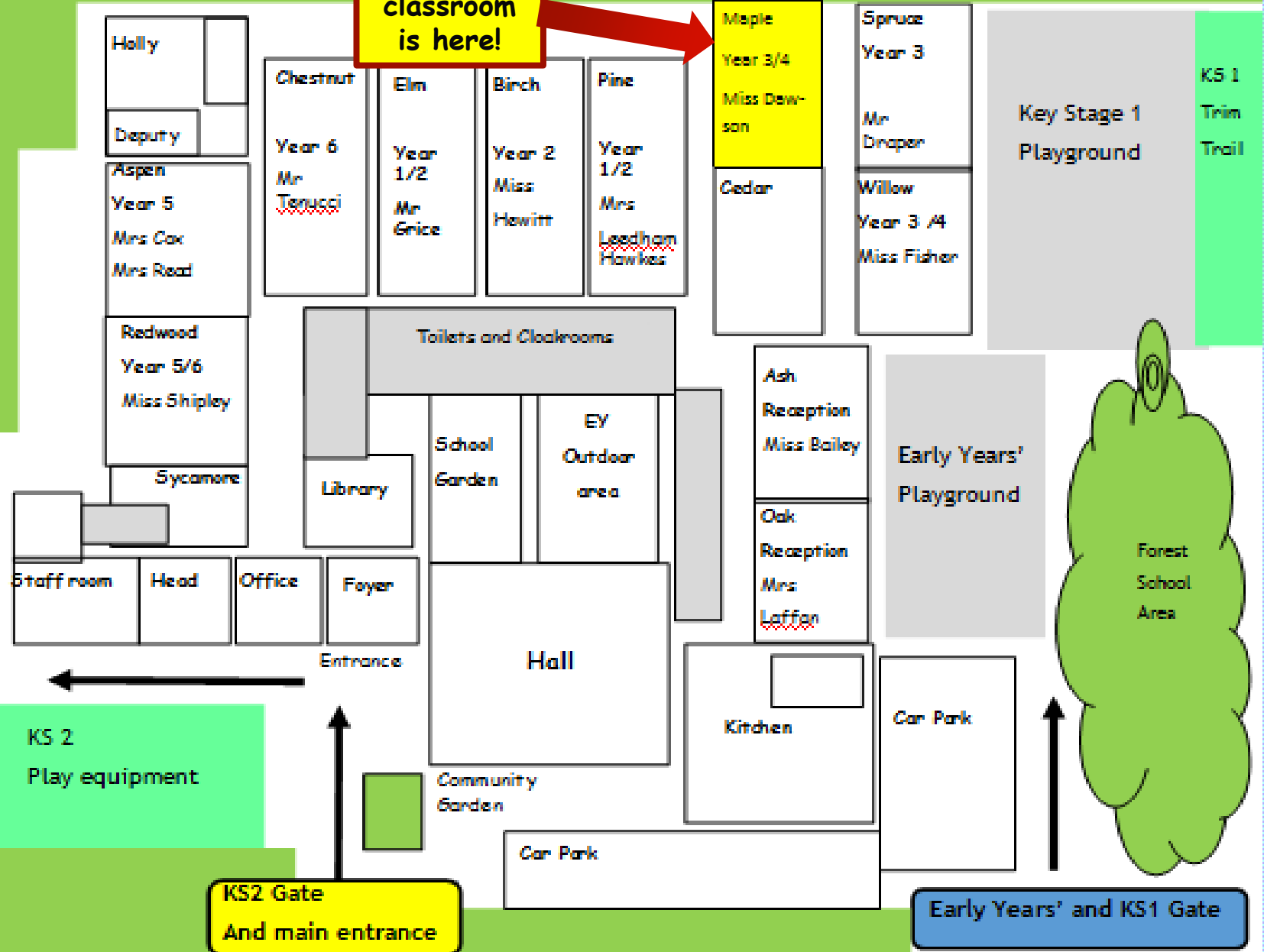
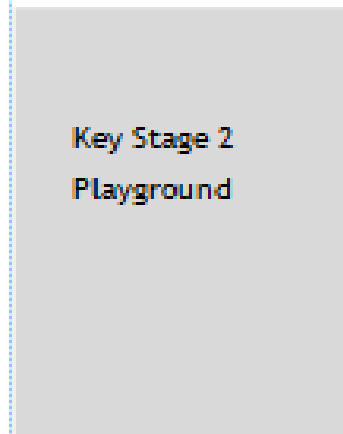
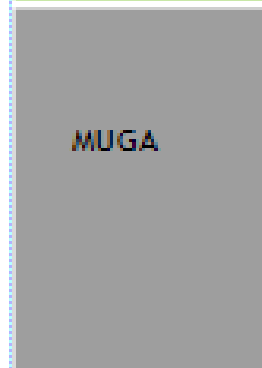


# Woodlands Community Primary School

## School Map

Your  
classroom  
is here!

Field



Here is the map of our  
school site:



Welcome to  
Maple!

Come into school through the  
KS2 gate, walk towards the  
office and but turn left  
through this gate:





Welcome to  
Maple!




Come through  
this gate!





Welcome to  
Maple!





You can leave your  
bike or scooter here:





Welcome to  
Maple!




Follow this path to  
enter the school  
building:







Welcome to  
Maple!



Keep going down this  
path to the first set  
of mobile classrooms.





**Welcome to  
Maple!**

**Come into your  
classroom through this  
entrance:**



Welcome to  
Maple !




Primary  
School  
Room 8



Maple

Come on in !







Play time!



You will play on the  
KS2 playground at  
breaks and lunchtimes:







Play time!



Our KS2 playground  
includes the tyre park!







Play time!




























Our KS2 playground  
includes the *MUGA*!





# Timetable:

Our timetable will look like this! We have Guided Reading, English and Maths every morning and our other subjects in the afternoons.

Woodlands Primary School										Timetable									
Class: Maple										Term: Autumn 1									
9:00		9:05		10:00		10:20		10:40 10:55		12:00		1:00 1:05		2:05-2.15 break		3.10			
M										Lunch- Hall in use									
T																			
W	Registration																		
Th																			
F																			

We will let you know your PE days on your first day back in September, so you know which day to bring your kit into school!





# Here is an overview of what we will be learning during the first half term!

## Year 3/4 Overview – Mighty Metals – Autumn 1 2020

Week	Week 1	Week 2	Week 3	Week 4	Week 5	Week 6	Week 7
English	To write a diary entry from the point of view of a character from 'The Tin Forest'.	To describe a setting of an image from 'The Tin Forest' text.	To write an advertisement to visit the new forest from 'The Tin Forest'.	To describe the character 'The Iron Giant'.	To write a recount about meeting the Iron Giant.	To write a letter to the Army to save the Iron Giant.	To write a new chapter/ending for the book 'The Iron Man'.
Maths	Number, place value and the four operations.						
Science	To compare and group materials.	To observe what happens when magnets are used.	To apply knowledge of other forces such as pushes and pulls.	To investigate magnetic forces.	To plan a simple practical enquiry including fair testing.	To set up a simple practical enquiry, including fair testing.	To identify changes related to simple scientific ideas and processes.
P.E Outdoor football	To keep close control of a football in different situations.	To dribble and pass the ball with increase control, confidence and accuracy.	To develop different ways of receiving the ball and passing accuracy.	To develop first touch and understanding of timing of pass.	To improve dribbling whilst under pressure.	To create space to strike for goal using a variety of techniques.	To apply skills into game situations.
Topic	To make a paper plane and participate in a competition to see how far it flies.	To place different forms of transport on a timeline.	To order events of the earliest trains and railway.	To describe a famous steam locomotive.	To explain the growth and impact of the railway.	To explain who invented the aeroplane.	To explain whom Amelia Earhart was.
Games Indoor dance	To create and link together basic Bollywood actions.	To explore the use of small and large actions.	To explore hand and whole body gestures.	To explore turning and spinning at different levels.	To collaborate with the class to perform a class dance.	To reflect, improve and perform, pair and class dance.	To reflect, improve and perform, pair and class dance.
Computing PowerPoint	To record ways to stay safe on the internet.	To understand the tools and functions within PowerPoint.	To change the background of a slide.	To add text to a slide.	To insert images.	To create an animation.	To present using power point.
MFL	To say simple greetings.	To ask and answer questions.	To ask "What is your name?" and answer the same question.	To ask "How old are you?" and answer the same question?	To talk about family.	To present my family.	To recap and apply new learning in conversations.
Art	To describe van Gogh and his work.	To create different marks using paint.	To change the tone of a colour using paint.	To sketch a picture in the style of van Gogh.	To paint a picture in the style of van Gogh.	To add texture to a painting?	To review own work and the work of others.
PSHE	To identify what makes a good friend.	To explain the features of a positive friendship.	To understand acceptable actions in a friendship.	To share strategies for solving friendship problems.	To understand the importance of respecting others.	To identify the effect of bullying in different forms.	
Music	To understand the context of the music I listen to.	To listen to and appraise a song.	To perform a song.	To improvise when performing.	To play and perform a song, including musical instruments.	To compose a musical performance.	To perform.

# Houses:

Here are our school houses, named after important people from Tamworth's history.

You will still be in the same house as last year - when you win team points, they all contribute to your team effort!

We will be voting for our new Year 6 House Leaders in September.



Ethelfleda



Grazier



Which house are you in?

# Uniform:

- Please wear full school uniform every day.
- Please make sure each item of uniform is clearly labelled with your name.
- Please wear sensible school shoes – no trainers please.





# PE Kit:

- Please make sure you have your PE kit in school on the days you have PE.
- Please make sure each item of kit is clearly labelled with your name.
- Please don't wear earrings on PE days.
- If you have long hair, please tie it back on PE days.



## Indoor Kit

- ✓ White T Shirt
- ✓ Black/Navy shorts



## Outdoor Kit

- ✓ White T Shirt
- ✓ Black jumper/tracksuit top. (No hood)
- ✓ Black Tracksuit bottoms /Joggers.
- ✓ Trainers

You will find out the days when you have PE on your first day back!

Every day,  
please bring:

- A water bottle with your name on
- Your coat
- Your reading book
- Your reading diary
- A school bag to hold all your belongings



We will provide you with a pencil case and all the stationery you need, so please don't bring these into school.

Please send us your  
'All About Me' profiles !

We can't wait to  
hear all about  
you!

### All About Me

My name is:

My birthday is:

My favourite food is:

My favourite colour is:

My favourite book is:

My favourite television show is:

This is me.





Have a lovely  
summer!  
See you soon!