



## Spring Term 1

### Reception

Week 6 8<sup>th</sup>-12<sup>th</sup> Feb

#### Learning Booklet \*\*

Name:- \_\_\_\_\_

Class:- \_\_\_\_\_



Reception Home learning Guide-Please use this as a guide to support your child with learning at home. Feel complete the activities daily with your child. These will help to keep your child engaged with learning despite not being at school. The most important activity is reading with your child. If you would like to share any pictures/videos of learning or require any support with home learning please email [reception@woodlands.staffs.sch.uk](mailto:reception@woodlands.staffs.sch.uk).

When logging in to education city, all of the activities can be found in the classwork section. The logins can be found in the front of your child's red reading diary.

Try to do this as often as possible. Take care and stay safe, we really hope to see you all soon.

Mrs Laffan and Mrs Groves☺

Reception Home learning Guide-Please use this as a guide to support your child with learning at home. The most important activity is reading with your child. If you would like to share any pictures/videos of learning or require any support with home learning please email [reception@woodlands.staffs.sch.uk](mailto:reception@woodlands.staffs.sch.uk).

Thank you to those who have sent photos of learning and questions via the email. We have enjoyed seeing the learning children have been doing. When logging in to education city, all of the activities can be found in the **classwork section**. The log ins can be found in the front of your child's red reading diary.

Try to do this as often as possible. Take care and stay safe, we really hope to see you all soon.

Mrs Laffan and Mrs Groves ☺

| Spring 1 Week 6 |  |   |   |  |  |   |
|-----------------|--|---|---|--|--|---|
|                 | Get Active   | Reading   | Writing   | Maths  | Phonics  | Understanding the World/Creative  |
| Monday          | 1/2/21<br>Joe Wicks<br><a href="https://www.youtube.com/watch?v=h0zv0a23eKk&amp;safe=active">https://www.youtube.com/watch?v=h0zv0a23eKk&amp;safe=active</a>   | Bug Club:-<br><a href="https://www.activelearnprimary.co.uk/login?c=0">https://www.activelearnprimary.co.uk/login?c=0</a><br><br>Phase 3 Pick a picture<br><a href="http://Pick A Picture.phonicsplay.co.uk">Pick A Picture (phonicsplay.co.uk)</a><br><br>Complete activity sheet in booklet | Write your news-<br>What did you do at the weekend?<br><br>Practise spellings<br>And, dad, the, big                             | Subtraction by partitioning<br><br><a href="#">Exploring subtraction by partitioning (thenational.academy)</a>   | Introduce the 'ur' digraph.<br><a href="#">The ur sound   Phase 3 Phonics   ur words - BBC Bitesize</a><br><br>Handwriting-Curly caterpillar letters | Keeping fit<br>Complete these challenges.<br><br>Complete the activity sheet.   |
| Tuesday         | Gonoodle Banana<br>Banana Meatball<br><br><a href="#">Banana Banana Meatball - Blazer Fresh   GoNoodle - YouTube</a>   | Bug Club:-<br><a href="https://www.activelearnprimary.co.uk/login?c=0">https://www.activelearnprimary.co.uk/login?c=0</a><br><br>Make a match<br><a href="#">ideas-make-a-match (phonicsplay.co.uk)</a>   | Read Tiberius and the chocolate cake.<br>Write a list of ingredients to make a chocolate cake.                                  | <a href="#">Understanding the concept of subtraction as take away (Part 1) (thenational.academy)</a>   | Introduce the 'ow' digraph.<br><a href="#">The ow sound   Phase 3 Phonics   ow words - BBC Bitesize</a>  | PE- Can you throw and catch a ball.<br>How many times can you catch the ball without dropping it? Send a video or photo via eschools. |
| Wednesday       | 3/2/21<br>Joe Wicks<br><a href="https://www.youtube.com/watch?v=h0zv0a23eKk&amp;safe=active">https://www.youtube.com/watch?v=h0zv0a23eKk&amp;safe=active</a>   | Bug Club:-<br><a href="https://www.activelearnprimary.co.uk/login?c=0">https://www.activelearnprimary.co.uk/login?c=0</a><br><br>Tricky word trucks<br><a href="#">Tricky Word Trucks (phonicsplay.co.uk)</a><br><br>Practise spellings to, no go, can  | Number the pictures to put them into the correct order for making a chocolate cake.<br>Practise spellings<br>And, dad, the, big | Numberjacks Take away<br><a href="https://www.youtube.com/watch?v=kkctu5a1pHc">https://www.youtube.com/watch?v=kkctu5a1pHc</a><br><br>Subtraction powerpoint-on eschools | Introduce the 'oi' digraph.<br><a href="#">The oi sound   Phase 3 Phonics   oi words - BBC Bitesize</a><br><br>Handwriting-ladder letters            | Music-The rainforest part 3<br><a href="#">The Rainforest (Part 3) (thenational.academy)</a>  |
| Thursday        | Supermovers<br>Danger Mouse<br><br><a href="https://www.bbc.co.uk/teach/supermovers/just-for-fun-danger-mouse-l1/z6mcp8">https://www.bbc.co.uk/teach/supermovers/just-for-fun-danger-mouse-l1/z6mcp8</a> | Bug Club:-<br><a href="https://www.activelearnprimary.co.uk/login?c=0">https://www.activelearnprimary.co.uk/login?c=0</a><br><br>Train your brain<br><a href="#">Train Your Brain (phonicsplay.co.uk)</a>   | Write the first instruction for making a chocolate cake.  | <a href="#">Understanding the concept of subtraction as take away (Part 2) (thenational.academy)</a>   | Introduce the 'ear' digraph.<br><a href="#">The ear sound   Phase 3 Phonics   ear words - BBC Bitesize</a>   | Cooking-Using the instructions. Make a chocolate cake.<br>Send a photo of your results.   |
| Friday          | Joe Wicks<br><a href="https://www.youtube.com/watch?v=h0zv0a23eKk&amp;safe=active">https://www.youtube.com/watch?v=h0zv0a23eKk&amp;safe=active</a>   | Bug Club:-<br><a href="https://www.activelearnprimary.co.uk/login?c=0">https://www.activelearnprimary.co.uk/login?c=0</a><br><br>Pick a picture<br><br><a href="#">Pick A Picture (phonicsplay.co.uk)</a>   | Write the missing instructions for making a chocolate cake.   | Education city-<br>Hop off<br><br>Playlive subtraction   | Level 3 day 5 phonics powerpoint In e schools.<br><br>Complete activity sheet.   | Topic review:-<br>Can you answer these simple questions from our topic? See topic review sheet.                                       |


## Phase 2 Early Reading Comprehension Activity 4

Read the sentence. Add the information to the picture.

Ted has a hat and a cup.  
... ..



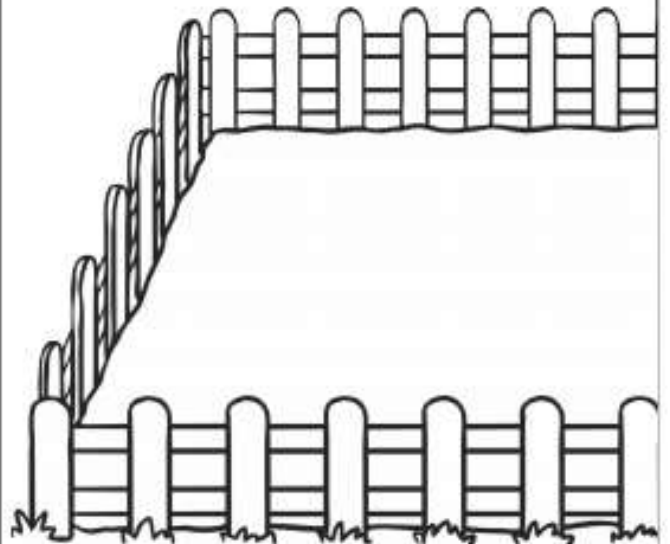
The nut is in the cup.  
... ..



The sad man has a big hat.  
... ..



The pig can go in the pen.  
... ..



Day 1 Spellings

|           |     |      |      |      |      |      |
|-----------|-----|------|------|------|------|------|
| Spellings | and | Read | Copy | Copy | Copy | Copy |
|           |     |      |      |      |      |      |
|           | dad |      |      |      |      |      |
|           |     |      |      |      |      |      |
|           | the |      |      |      |      |      |
|           |     |      |      |      |      |      |
|           | big |      |      |      |      |      |
|           |     |      |      |      |      |      |

## Day 1-Writing News

---

---

---

---

---

---

Draw a picture of your news.

# Day 1- Subtraction by Partitioning

Name: \_\_\_\_\_

Class: \_\_\_\_\_

Count how many pins are knocked down.  
Count how many pins are still standing.  
Write the numbers in the boxes.

1



knocked down + standing = total

$$\boxed{4} + \boxed{6} = 10$$

2



knocked down + standing = total

$$\boxed{\phantom{00}} + \boxed{\phantom{00}} = 10$$

3



knocked down + standing = total

$$\boxed{\phantom{00}} + \boxed{\phantom{00}} = 10$$

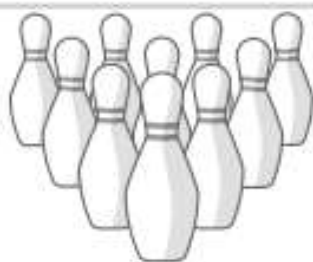
4



knocked down + standing = total

$$\boxed{\phantom{00}} + \boxed{\phantom{00}} = 10$$

5



knocked down + standing = total

$$\boxed{\phantom{00}} + \boxed{\phantom{00}} = 10$$

6



knocked down + standing = total

$$\boxed{\phantom{00}} + \boxed{\phantom{00}} = 10$$





## Day 1 Phonics



Level 3

Today, we have been learning **ur**.

### Picture



purse

### Action



Pretend to open a purse.

### Word List

*Can you sound out these words?*

**curl**

• — •

**turn**

• — •

**hurt**

• — •

**hurl**

• — •

**surf**

• — •

**burn**

• — •

### Song

*(To the tune of 'Merrily We Roll Along')*

We are saving up for things,

ur - ur - ur

ur - ur - ur

We are saving up for things,

Money in our purse.

*Can you write **ur**?*

ur ur ur

ur ur ur



# Find and Write the 'ur' Words

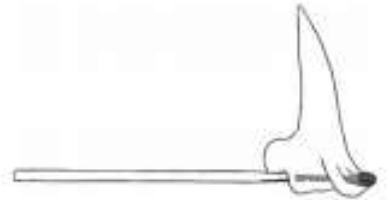
Write the words and then colour the ones with an 'ur' sound in them.



|  |  |   |
|--|--|---|
|  |  | l |
|--|--|---|



|   |  |  |
|---|--|--|
| f |  |  |
|---|--|--|



|  |  |   |
|--|--|---|
|  |  | n |
|--|--|---|



|  |  |   |
|--|--|---|
|  |  | f |
|--|--|---|



|  |  |   |
|--|--|---|
|  |  | k |
|--|--|---|



|  |  |   |
|--|--|---|
|  |  | g |
|--|--|---|



|  |  |    |
|--|--|----|
|  |  | ch |
|--|--|----|



|  |  |   |
|--|--|---|
|  |  | t |
|--|--|---|



|  |  |   |
|--|--|---|
|  |  | n |
|--|--|---|



Day 1 Handwriting

# Curly Caterpillar Letter Formation

C C C C C C C C C C

a a a a a a a a

d d d d d d d d

g g g g g g g g



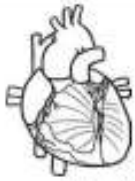









q q q q q q q q

## Day 1 Health and self care

Get a grownup to time you running on the spot for 2 minutes then complete the activity sheet.

### Being Active

Think about what happens to your body when you are active. Tick the correct box to show what can happen to the body during exercise.

|   |  |   |  |
|---|--|---|--|
| <br>Your cheeks might turn red.          |  | <br>Your cheeks might turn blue.                   |  |
| <br>Your heart will beat slower.         |  | <br>Your heart will beat faster.                   |  |
| <br>Your body may feel warmer.         |  | <br>Your body may feel colder.                   |  |
| <br>Your skin might feel dry.          |  | <br>You may sweat.                               |  |
| <br>You will not feel thirsty.         |  | <br>You may need a drink.                        |  |
| <br>Your breathing will remain steady. |  | <br>Your breathing may become harder and faster. |  |

Day 2-Reading (Log onto Bug club and read a book)

## I Spy and Read

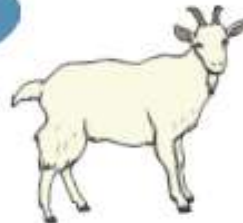
Draw a line to the matching picture when you have read each word.

rain



feet

sheep



light



coat



tail



goat



night

## Day 2-Writing

Get a grown up to read this page from the book.

Then on the next page write a list of ingredients for a chocolate cake.

“Well,” said Tiberius slowly. “I’m going to make a big chocolate cake for all my friends and I need the ingredients.”



“Right,” said Mrs Johnson. “You’ll need some flour, sugar, eggs, butter and some chocolate powder.”  
She put the ingredients into a big bag and gave them to Tiberius.

[illegible]



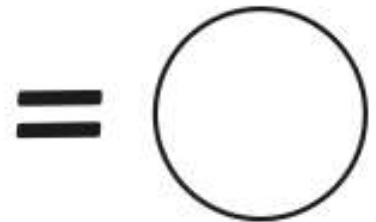
Day 2-Maths (Cross out the pictures as you subtract them)

## Winter Subtraction

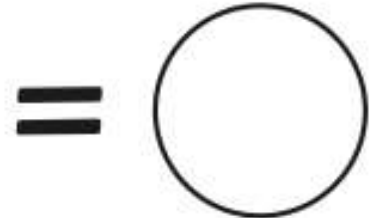
Write the answers in the circles.



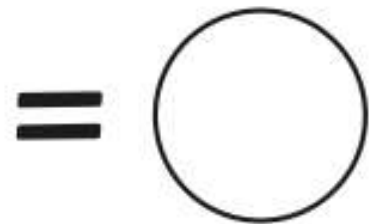
$$3 - 3$$



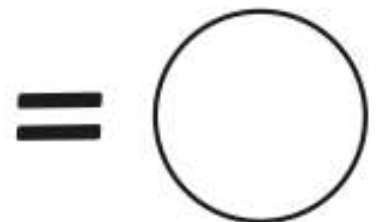
$$3 - 1$$



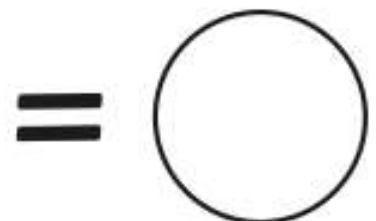
$$4 - 2$$



$$3 - 2$$



$$4 - 3$$





## Day 2-Phonics-ow sound.



Level 3

Today, we have been learning **ow**.

### Picture



clown

### Action



Pretend to squeeze the squirty flower on your coat.

### Word List

Can you sound out these words?

**bow**

• —

**down**

• — •

**town**

• — •

**fowl**

• — •

**now**

• —

**cow**

• —

### Song

(To the tune of 'The Drunken Sailor')

Look out, the clown has a  
squirty flower!

Look out, the clown has a  
squirty flower!

Look out, the clown has a  
squirty flower,  
ow - ow - ow - we're all wet!

Can you write **ow**?

OW OW OW


OW OW OW



# Find and Write the 'ow' Words




Write the words and then colour the ones with an 'ow' sound in them.



c



p



h



l



l



r



t



f



g

# Foundation PE (Reception) - Catching

## Home Learning Challenge Sheet

At school we are learning to catch different objects. Please help me at home. This is what we need to do to become good catchers.

### Activities to Support Learning

#### Creative Catch

Play catch with anything soft you can find. A ball can often be scary when you are learning to catch. You could use a balloon, a tea towel, a scarf, a soft toy, a ball of wool or a screwed-up piece of paper.

#### Counting Catch

Using a soft object, count how many times you can throw and catch the object without dropping it. Record the result and keep trying to beat the score. This could be done with a partner or individually.

#### Clapping Catch

Try throwing and catching a soft object on the spot. Between throwing the object and catching it you should clap your hands. You must clap quickly to make sure you don't drop the object. You could do another action between catching and throwing e.g. spin round, jump, touch your toes.

#### Drop Catch

You will need a soft object and an adult to help you. The adult should hold the soft object above you. They should drop it just in front of you and you should try to catch it. Roll your ball onto the target – see how many points you can get.

#### How to Catch

1. Stand with feet slightly apart.
2. Watch the ball.
3. Get your hands ready.
4. Reach out to meet the ball.
5. Hold the ball tightly and bring it into your body.

You could take a photo or draw a picture of you practising the different activity to show us at school. You could tell us all about how you have improved your catching, throwing and rolling skills.





Day 3 Reading:-Please log on to Bug club to read a text.

## Phase 3 Pictures and Captions Matching Worksheet



Bow down to the king  
and queen.



A goat and a cow.



Ships in the port.



Goats in  
the farmyard.





Sixteen trees.

Day 3-Spellings

| Spellings | and | Read | Copy | Copy | Copy | Copy |
|-----------|-----|------|------|------|------|------|
|           |     |      |      |      |      |      |
|           | dad |      |      |      |      |      |
|           |     |      |      |      |      |      |
|           | the |      |      |      |      |      |
|           |     |      |      |      |      |      |
|           | big |      |      |      |      |      |
|           |     |      |      |      |      |      |

Day 3-Writing-Order the instructions by writing the numbers into the box.  
The first instruction is done for you.





## Number Shape Subtraction to 10

Use the number shapes to work out the answers to each subtraction question.



-



=



-



=



-



=



-



=



-



=

## Day 3-Phonics

Today, we have been learning **oi**.



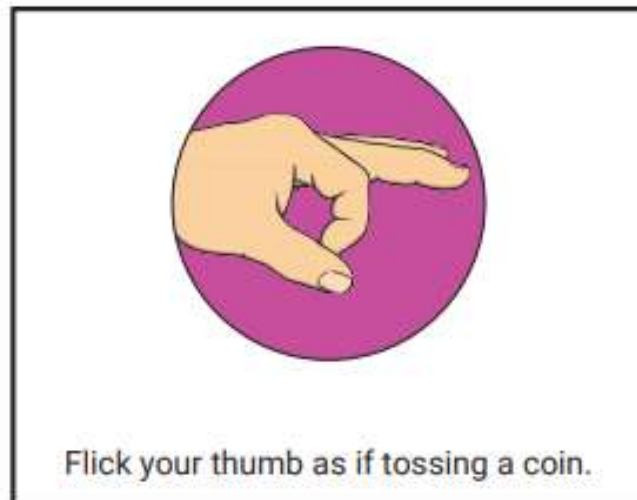
Level 3

### Picture



Coin

### Action



Flick your thumb as if tossing a coin.

### Word List

Can you sound out these words?

**oil**  
\_ .

**join**  
\_ .

**soil**  
\_ .

**boil**  
\_ .

**loin**  
\_ .

**foil**  
\_ .

### Song

(To the tune of 'One, Two, Three, Four, Five,  
Once I Caught a Fish Alive')

oi - oi - oi - oi - oi


Tossing coins into the air.

oi - oi - oi - oi - oi

So that our game will be fair.


Can you write the word **oi**?

oi oi oi  
oi oi oi



# Ow and Oi Words

Can you match the words to the pictures? Write the answers in the boxes below.



cow

soil

coin


towel

owl

tinfoil

## Day 3-Handwriting

### Ladder Letter Formation





## General Sound Discrimination Body Percussion Home Learning Challenge

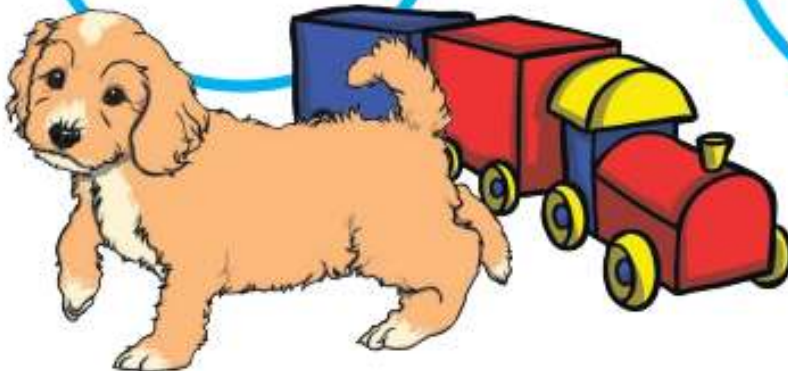
Play 'follow the leader' with someone at home. Choose some body percussion (like clapping your hands) and ask your partner to copy you. Take turns to be the leader.

Listen to some music at home. Can you clap along to the beat?



Use your voice to make sounds like a car, a dog, a train or a clock.

Teach everyone at home a rhyme and show them how to clap their hands together to the beat.



Day 4-Reading-Log in to Bug club and read a book.

## Phase 3 Early Reading Comprehension Activity 2

Read the sentence. Add the information to the picture.

**She** can fix **the** rocket.  
... ..



Jack and Jen got in **the** taxi.  
... ..



**He** puts a box in **the** van.  
... ..



Bill had a big wig and a  
red jacket.  
... ..





Day 4- Can you write the first instruction for making a chocolate cake?



---

---

---

---

Word Bank:-

sugar

butter

## Day 4 Maths- Subtraction

### Zoo Subtraction

Write the answers in the circles. Then write the number sentence on the line below.

 $- 2 = \bigcirc$ 


---

 $- 4 = \bigcirc$ 

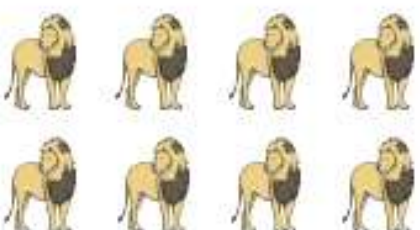
---

 $- 3 = \bigcirc$ 

---

 $- 5 = \bigcirc$ 

---

 $- 1 = \bigcirc$

## Day 4-Phonics

Today, we have been learning **ear**.



Level 3

### Picture



ear

### Action



Cup your hand around your ear.

### Word List

Can you sound out these words?

**shear**

■ ■■

**hear**

● ■■

**beard**

● ■■ ●

**near**

● ■■

**tear**

● ■■

**fear**

● ■■

### Song

(To the tune of 'Ten Green Bottles')

ear - ear - ear

My sore ear,

It really hurts.

It really hurts.

I went to see Doctor Benjamin,

Who gave me a bottle

of medicine,

And soon I will feel my old

self again!

ear - ear - ear

Can you write **ear**?

ear ear ear

ear ear ear



# Find and Write the 'ear' Words



Write the words and then colour the ones with an 'ear' sound in them.

|   |   |   |   |   |   |  |   |   |   |  |   |
|---|---|---|---|---|---|--|---|---|---|--|---|
|   |   |   |   |   |   |  |   |   |   |  |   |
| <table border="1"> <tr> <td>f</td> <td></td> <td></td> </tr> </table> | f |   |   | <table border="1"> <tr> <td>y</td> <td></td> <td></td> </tr> </table> | y |  |   | <table border="1"> <tr> <td></td> <td></td> <td>s</td> </tr> </table> |   |  | s |
| f   |   |   |   |   |   |  |   |   |   |  |   |
| y   |   |   |   |   |   |  |   |   |   |  |   |
|   |   | s |   |   |   |  |   |   |   |  |   |
|   |   |   |   |   |   |  |   |   |   |  |   |
| <table border="1"> <tr> <td></td> <td>i</td> <td></td> </tr> </table> |   | i |   | <table border="1"> <tr> <td></td> <td></td> <td>d</td> </tr> </table> |   |  | d | <table border="1"> <tr> <td>h</td> <td></td> <td></td> </tr> </table> | h |  |   |
|   | i |   |   |   |   |  |   |   |   |  |   |
|   |   | d |   |   |   |  |   |   |   |  |   |
| h   |   |   |   |   |   |  |   |   |   |  |   |
|   |   |   |   |   |   |  |   |   |   |  |   |
| <table border="1"> <tr> <td></td> <td></td> <td>p</td> </tr> </table> |   |   | p | <table border="1"> <tr> <td>g</td> <td></td> <td></td> </tr> </table> | g |  |   | <table border="1"> <tr> <td></td> <td></td> <td>s</td> </tr> </table> |   |  | s |
|   |   | p |   |   |   |  |   |   |   |  |   |
| g   |   |   |   |   |   |  |   |   |   |  |   |
|   |   | s |   |   |   |  |   |   |   |  |   |

## Day 4 -Cooking

Can you make a delicious chocolate cake:- (Send a photo)

### INGREDIENTS

For the recipe Chocolate Victoria Sponge Cake

#### FOR THE CAKE:

|       |                                     |
|-------|-------------------------------------|
| 225 g | Unsalted butter or Margarine (8oz)  |
| 225 g | Caster Sugar (8 oz)                 |
| 225 g | Self-Raising Flour (8 oz)<br>Sieved |
| 50 g  | <u>Cocoa Powder</u> (2oz)           |
| 4     | Medium Eggs                         |

### PREPARATION

#### CHOCOLATE VICTORIA SPONGE CAKE

**Step 1:** To begin this Chocolate Victoria Sponge recipe, pre-heat oven to 180°C/350°F/Gas Mark 4. Grease and line two 20cm (8 inch) sandwich tins.

**Step 2:** Cream together the butter and sugar until light and fluffy. Gradually beat in the eggs and if the mixture starts to curdle, add a little flour.

**Step 3:** Fold in the remaining flour and the cocoa powder with a metal spoon.

**Step 4:** Divide the mixture between the two tins and bake for approx. 25 minutes until golden brown and firm to the touch. Remove from oven and leave to cool before turning out onto a cooling rack.

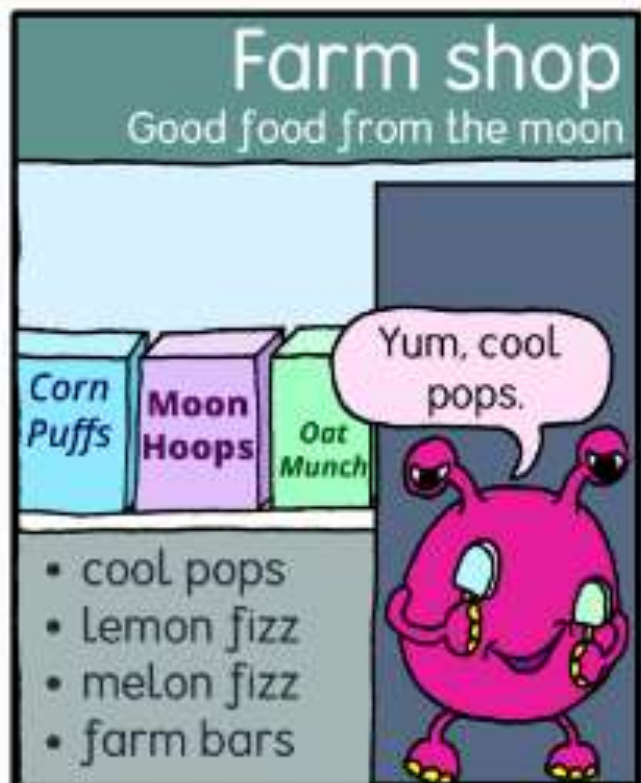

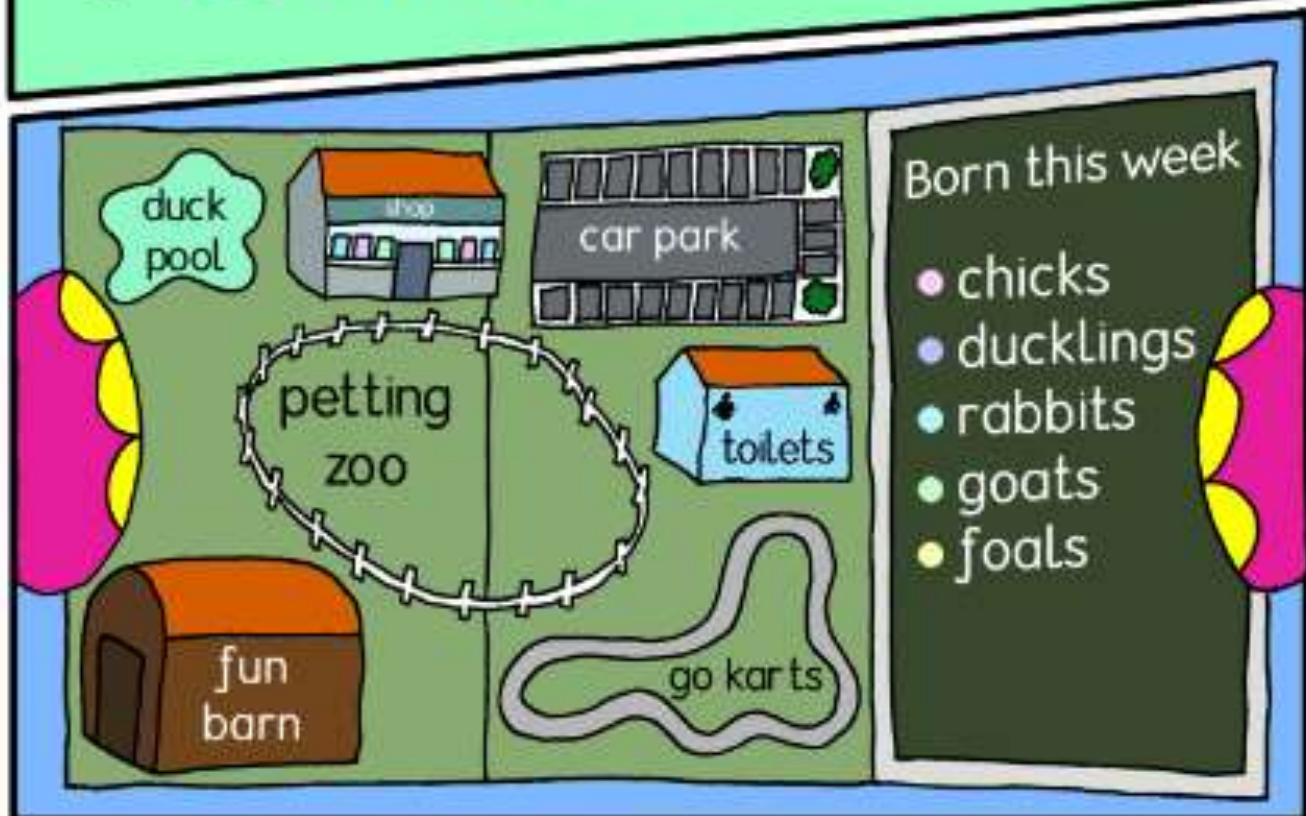
**Step 5:** To make the butter icing, place the butter in a bowl and beat until soft. Gradually sift and beat in the icing sugar and then add enough milk / water to make the icing fluffy and spreadable. Sift and beat the cocoa powder in to the icing and use it to sandwich the two sponges together.

**Step 6:** Dust the top of the Chocolate Victoria Sponge Cake lightly with the sieved icing sugar.

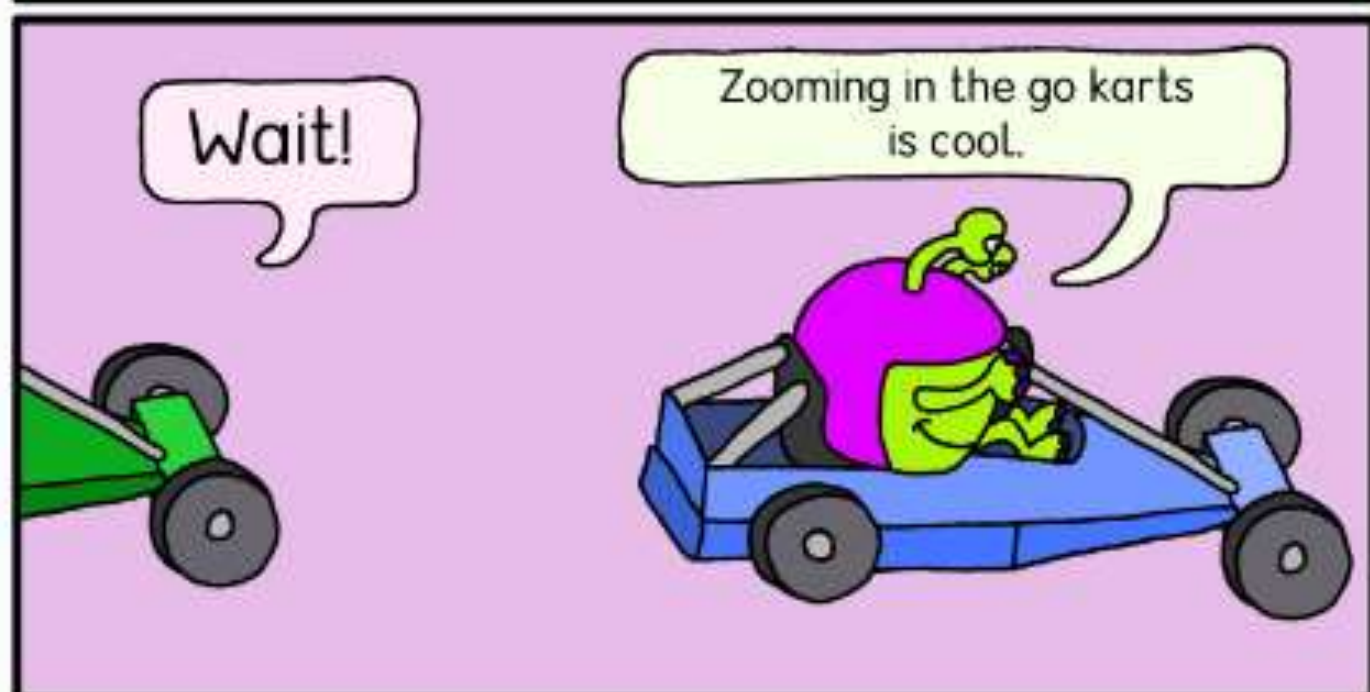


# Moon Farm Park

oo  
ar  
or Phase 3







## Day 5-Instructions

1.



---

---

---

2.



Next you put an egg 🥚  
in and mix it up.

3.



Then you put the flour  
and cocoa powder in and  
mix.

4.



---

---

---

5.



---

---

---

*First, Next, Then, Last*

## Day 5-Maths

### Food Subtraction up to 10




0 1 2 3 4 5 6 7 8 9 10

$$- 2 = \bigcirc$$



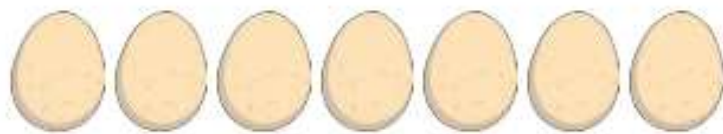
0 1 2 3 4 5 6 7 8 9 10

$$- 3 = \bigcirc$$



0 1 2 3 4 5 6 7 8 9 10

$$- 5 = \bigcirc$$



0 1 2 3 4 5 6 7 8 9 10

$$- 7 = \bigcirc$$



0 1 2 3 4 5 6 7 8 9 10

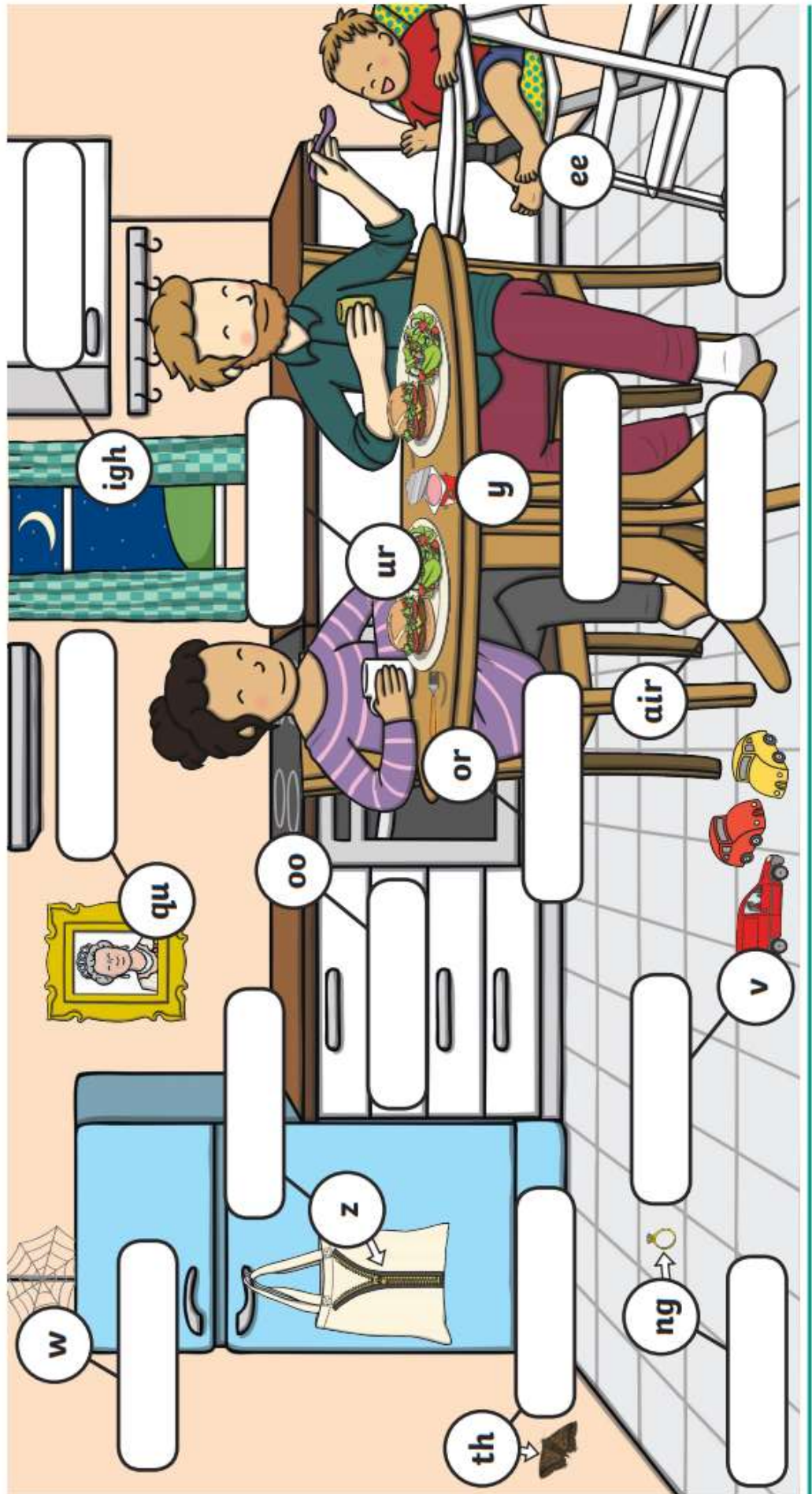
$$- 2 = \bigcirc$$



## Day 5-Phonics-Phonic application-Write the words.

### Phase 3 Phonics Picture Activity

Fill in the missing sounds.





## Day 5-Topic review (Circle the correct answer)

1. Does chocolate grow on trees?

Yes

No

2. What part of the chocolate process grows on trees?

Chocolate bars

Cacao Pods

3. Where was chocolate discovered?

Mexico

England

4. Who discovered chocolate?

Willy Wonka

The Aztecs

5. What is the art technique called when you use little shapes to colour the picture?

mosaic

painting

6. How are the cocoa beans transported to England?

Boat

car

7. What is added to the cocoa beans to make it taste creamy and sweet?


Cocoa Butter, milk and sugar

Cocoa butter, salt and sugar

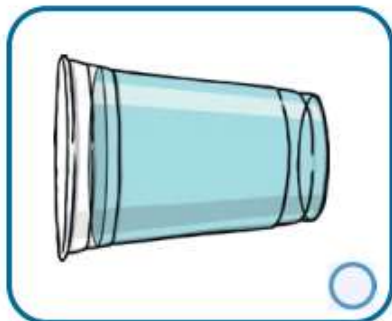


## Phase 2 Early Reading Comprehension Activity 5

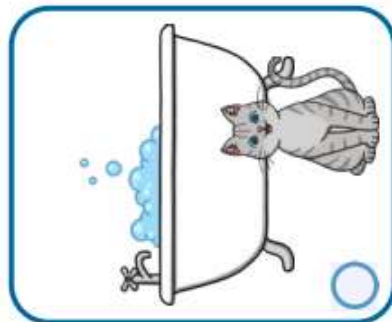
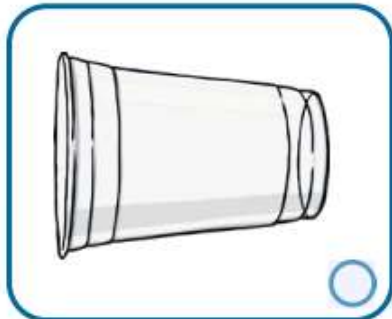
Ostin Owl has some sentences for you to read. Read each sentence and click the matching picture.



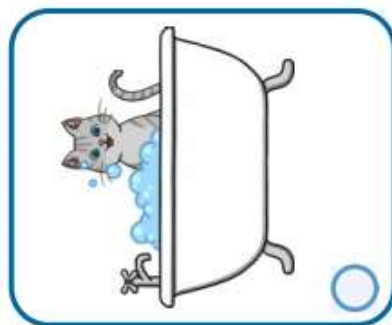
**A rabbit is in the log hut.**



**Fill the cup to the top.**



**The cat got in the tub.**



**Bill can hop on his leg.**



# Day 2 Quiz (Please complete at the end of the day)

## Read and Draw

tools in the shed

boats on the river

fish and chips on a dish

ships in the port

Day 3 Quiz (Please complete at the end of the day)

 -  =

 -  =

 -  =

 -  =

 -  =

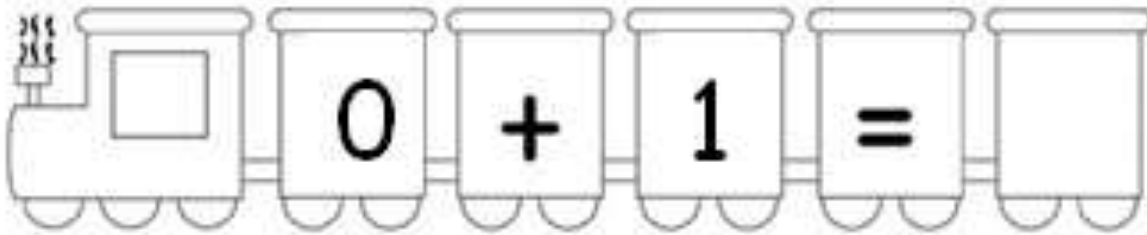
 -  =



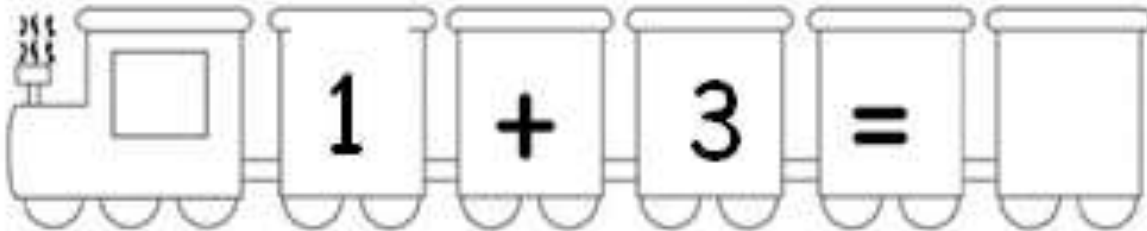
Day 4 Quiz (Please complete at the end of the day)

Week 6

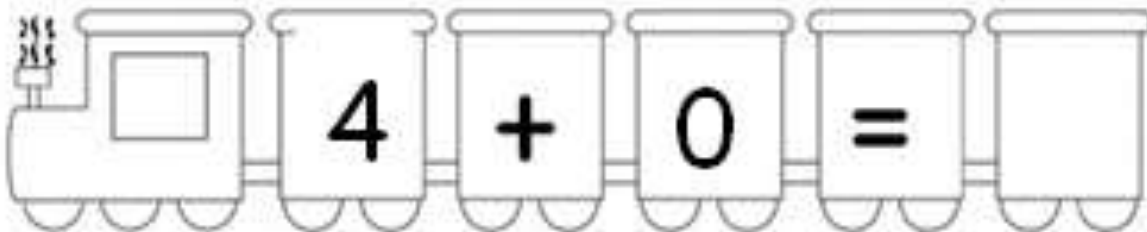
Name:



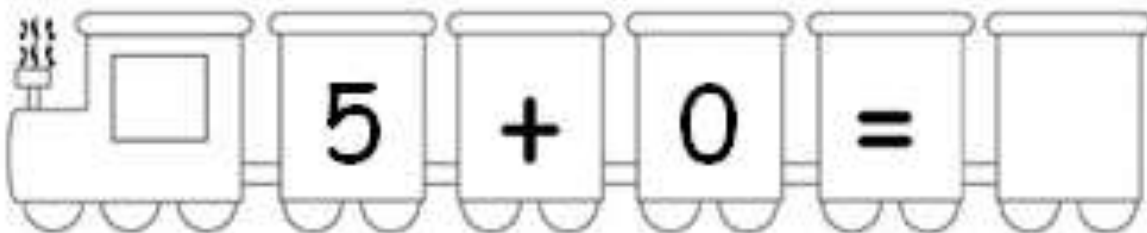
$$0 + 1 =$$



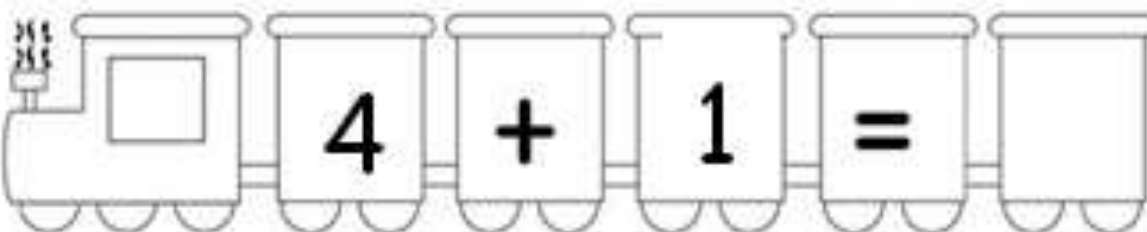
$$1 + 3 =$$



$$4 + 0 =$$



$$5 + 0 =$$



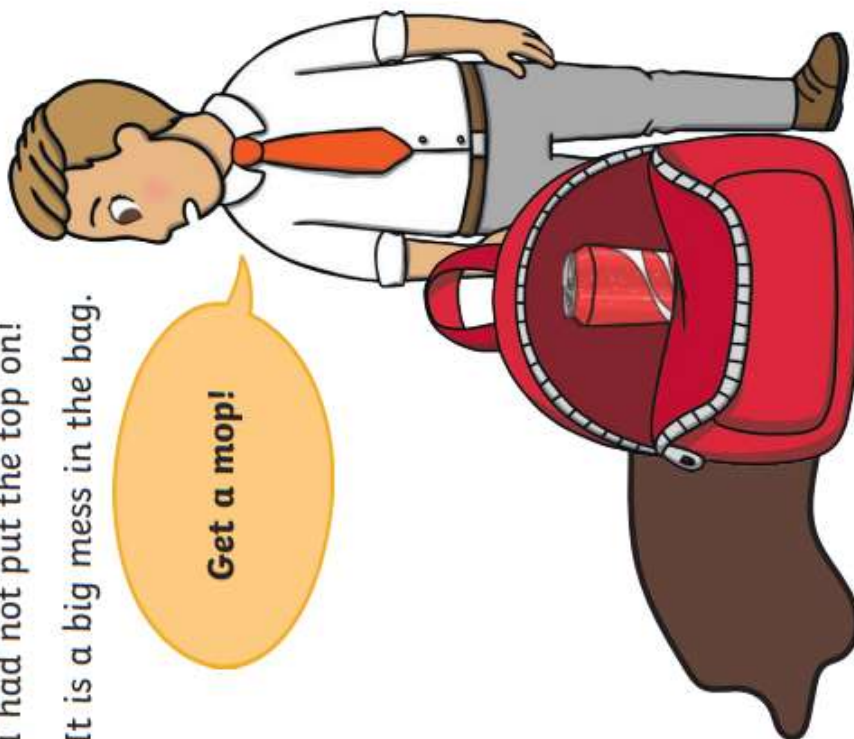
$$4 + 1 =$$

## Dad's Bag

- 6 Dad got a big, red bag.  
11 He got it off Pam.  
20 I put a can of pop in the bag.  
27 I had not put the top on!  
35 It is a big mess in the bag.

38

Get a mop!



## Read Together Quick Questions

1. Who gave Dad the bag?



2. Which words describe Dad's bag? Tick **two**.



- ☐ pop  
☐ big  
☐ red

3. Number these words from 1-3 to show the order that they first appear in the story.



- ☐ mess  
☐ Pam  
☐ pop

4. What do you think that Dad will do now?

