

# Home Learning Year 1

## Week 8

Summer 2 (wk 1)

Printable booklet

Maths: Pages 3-7.

English: Pages 8-12.

Reading: Pages 14-20.

Phonics: Pages 21-25.

Topic: Page 26.

Science: Pages 27-28.



Online Home learning available and additional printable sheets:

[http://www.woodlands.staffs.sch.uk/website/year\\_1/468134](http://www.woodlands.staffs.sch.uk/website/year_1/468134)

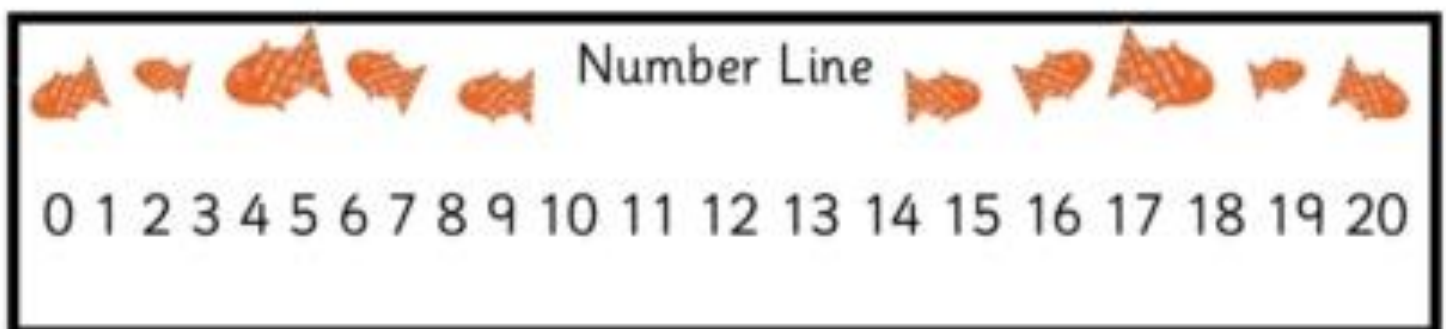
Our new topic is Wriggle and Crawl!



## Maths toolbox

You can use these tools to help you with your maths work where you need it!

1	2	3	4	5	6	7	8	9	10
11	12	13	14	15	16	17	18	19	20
21	22	23	24	25	26	27	28	29	30
31	32	33	34	35	36	37	38	39	40
41	42	43	44	45	46	47	48	49	50
51	52	53	54	55	56	57	58	59	60
61	62	63	64	65	66	67	68	69	70
71	72	73	74	75	76	77	78	79	80
81	82	83	84	85	86	87	88	89	90
91	92	93	94	95	96	97	98	99	100



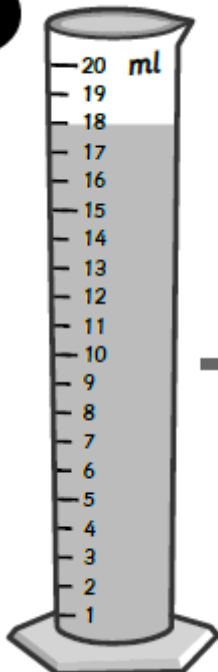
## Maths activity 1:

### Can I measure volume?

Volume can be measured in millilitres - also known as 'ml'. We have looked at this before.

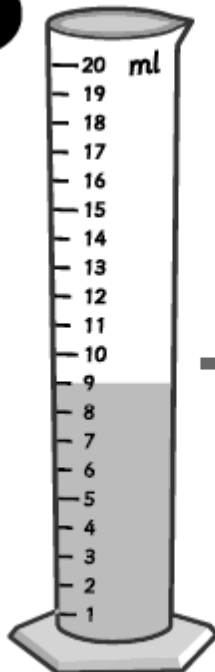
Can you measure how much sand is in each container so that Sten can create a sandcastle?

1



ml

2



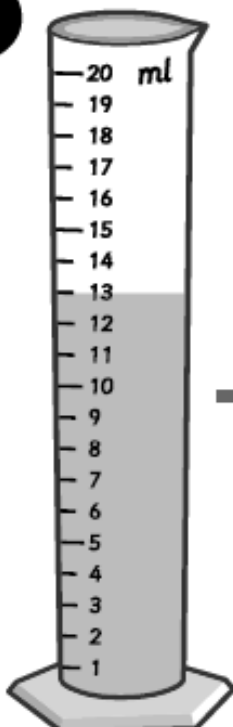
ml



Clue!

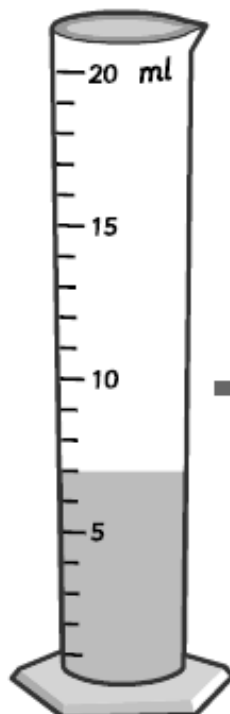
Think about what numbers might be in-between 5 and 10... Count on!

3



ml

4



ml

## Maths activity 2:

### Can I compare mass?

Read the question and circle the correct answer.

Remember 'g' stands for grams. It is a way we measure how heavy something is.  
The higher the number the heavier the object in grams.

- 1** Which object is heavier than the ruler?



15g



60g



10g

- 2** Which object is lighter than the egg?



60g



24g



88g

- 3** Which object is lighter than the toy car?



58g



9g



59g


- 4** Which object is heavier than the grapes?



20g



15g



24g

- 5** Which object is lighter than the tennis ball?



59g



60g



9g

- 6** Which object is heavier than the pencil?



9g



5g



15g

Maths activity 3:

Can I measure mass?

Read the scales and write the weight of the object in the space below.

These items are being weighed on digital scales in grams (g).



\_\_\_\_\_ g

\_\_\_\_\_ g

\_\_\_\_\_ g



\_\_\_\_\_ g

\_\_\_\_\_ g

\_\_\_\_\_ g

Which item is the heaviest? \_\_\_\_\_

Which item is the lightest? \_\_\_\_\_

Maths activity 4:

Can I recognise and identify coins?

Identify the coins and mark them correctly.

- 1** Draw a RED X on each 20p.
- 2** Draw a BLUE circle around each 10p.
- 3** Draw a GREEN square around each 5p.
- 4** Draw a YELLOW triangle around each 2p.
- 5** Draw a BLACK star around each penny.



# Maths activity 5:

## Can I compare coin values?

Draw a red line from each coin to its name.  
Draw a blue line from each coin to its value.



1 two pence

2 ten pence

3 one pence

4 twenty pence

5 five pence



20p

1p

5p

2p

10p

Circle the coin with the greater value.

6



7



8



9



English activity 1:

Can I use a preposition?

Draw a line to the preposition that best completes the sentences below.

1 Sten was \_\_\_\_\_ Klara.

2 The frog jumped \_\_\_\_\_ the log.

3 Rosa ran \_\_\_\_\_ the door.

over

out

with



Now draw a line to the word that best completes these sentences.

4 The note is \_\_\_\_\_ Granny.

5 The fish is \_\_\_\_\_ the tank.

6 Hide \_\_\_\_\_ the desk.

in

from

under



English activity 2:

Can I use full stops and commas?

Put commas and full stops in the correct places in these sentences.

- 1 After the party had finished Stig went home to walk the dog
- 2 While looking for her purse Klara found the necklace she lost last week
- 3 Stig couldn't find his friends anywhere even though he had searched all over the school
- 4 Klara waited and waited for the bus but it was clear that she had missed it
- 5 While she waited for her favourite programme to start Klara saw a funny advert for dog food
- 6 After the rain had stopped the boys went for a game of football



Look at these sentences and put a tick by the ones where the commas and full stops are used correctly.

- |   |  |                          |
|---|--|--------------------------|
| a | Klara smiled sweetly at the teacher, hoping that she would not get told off for forgetting her homework. | <input type="checkbox"/> |
| b | It was a long drive to the country park Manu and Sten were really bored.                                 | <input type="checkbox"/> |
| c | Soon after the game had started Stig was injured, and had to go off.                                     | <input type="checkbox"/> |
| d | While mum cooked the dinner, the children played in the garden.  | <input type="checkbox"/> |
| e | If only Klara had waited to buy the new shoes, she would have got them half price                        | <input type="checkbox"/> |



### English activity 3:

Can I use the conjunction 'and' in a sentence?

Can you write a short piece about what you have been up to during your time at home? In your sentences can you use the word 'and'.

Remember, you would normally only use and once per sentence, don't let your sentence get too long! 😊

[illegible]

English activity 4:

Can I compose sentences using the correct grammar and punctuation?

1. Circle the words that should have a capital letter.

erin and jack were friends.

2. Add either ? or ! to this sentence.

What are you playing

3. Write the plural of doll.

one doll                      three \_\_\_\_\_

4. Write the plural of box.

one box                      two \_\_\_\_\_

5. Tick the sentence that is correct.

Tick **one**.

I like to dig in the sand.

☐

I like to digs in the sand

☐

6. Tick the sentence that is correct.

Tick **one**.

Joel and I went swimming on Tuesday.

☐

joel and i went swimming on tuesday.

☐

Joel and I goed swimming on Tuesday.

☐

### English activity 5:

#### Can I create a leaflet using exciting sentences?

Create your own leaflet about the ugly bug ball! Where will it be? Who can go? Describe which bugs will be there and what will happen at the ball! Remember a ball is like a party... for ugly bugs... (minibeasts!) You might want to draw pictures to match!

[https://www.youtube.com/watch?v=utWrIWq2\\_tk&safe=active](https://www.youtube.com/watch?v=utWrIWq2_tk&safe=active)


Watch the ugly bug song to find out what it will be like!

Create your leaflet on the next page.


## UGLY BUG BALL!

WHEN: \_\_\_\_\_

WHAT TIME? \_\_\_\_\_



WHAT WILL HAPPEN AT THE BALL?



### Reading activity 1:

Can I use my knowledge of vocabulary to understand a text? Read the text and answer the questions on the next page.

## The Toy Shop

The shopkeeper sadly looked round as he opened the door on another lonely day in his toy shop. He hadn't sold a toy for a long time. The big superstore in the town sold everything from slime to computer games. Nobody was interested in the old-fashioned toys he was selling.

He gazed at the shelves of wooden, clockwork and tin toys. Suddenly, the door opened, and in walked Klara with Granny. They were the first customers he had had in over a week.

"Can I help you?" the shopkeeper smiled.

"I have been telling Klara about a toy I used to play with when I was a child," explained Granny. "I was wondering if you had one. I can't remember the name of it. It was a metal coil that could do tricks."

"I know what you mean," replied the shopkeeper. "I had one, too. They could travel down a flight of stairs or jump from hand to hand. They almost look like waves when they move!"


The shopkeeper went to the back of the shop. He moved some boxes and brought out the toy the old lady had described.

"Can you show me how it works?" asked Klara.


Granny played with the toy. She showed Klara the tricks she remembered doing when she was a child.

Granny bought the toy and left the shop, promising to tell all Klara's friends about it. The shopkeeper was very happy. Over the following weeks, the shop became very busy and the shopkeeper sold lots of toys. He was very grateful to Klara and Granny.

1. Draw a picture of Granny and Klara playing with the toy in the toy shop.




2. Draw a picture to show how the old man felt when Klara and Granny bought the toy.





## Reading activity 2:

Read the information and answer the questions on the next page:

### Minibeasts



Minibeasts are animals with no backbones. They are all around us, such as spiders, beetles, snails, worms, butterflies and much more.




#### In the Garden

A garden is a great place to find minibeasts. If you look closely around flowering plants you might see honeybees and bumblebees.


#### In Ponds and Rivers

Some minibeasts, found near ponds or rivers, can be born in water and grow so they are able to fly and live on land. You might find dragonflies or even spiders living near ponds or rivers that grow into four-winged insects that live in tall trees near water.



#### Did You Know...?

A peacock butterfly has eye-shaped patterns on its wings to fool other animals who may want to eat it.





# Questions

1. What are minibeasts? Tick **one**.

- ☐ animals that have hair or fur
- ☐ animals with no backbones
- ☐ animals with no legs

2. Where can you find minibeasts? Tick **two**.

- ☐ in the garden
- ☐ inside the body
- ☐ in ponds and rivers

3. What minibeasts can you see near flowering plants? Tick **one**.

- ☐ worms and beetles
- ☐ honeybees and bumblebees
- ☐ spiders and dragonflies

4. Where can dragonflies live? Tick **one**.

- ☐ underground
- ☐ in tall trees
- ☐ underwater

5. Which two minibeasts might you find near a pond or river? Tick **two**.

- ☐ bumblebees
  - ☐ dragonflies
  - ☐ spiders
-

Reading activity 3:

**Pick of the Day**

Write an honest book review about your latest read.

**Title:**

**Author:**

**I would give it:**



**stars**

**What the book was about:**

**A short recap of the plot:**


**A picture of the characters:**

**My favourite part of the book:**

Reading activity 4:

**Judging a Book's Cover**

Think of a story you've just read. Design a new front cover for the book, including a fabulous illustration, the title of the book and the author's name.




Reading activity 5:


Phase 4 Polysyllabic Words

# I Can Read!


children




sandpit




windmill




pondweed




desktop



helper




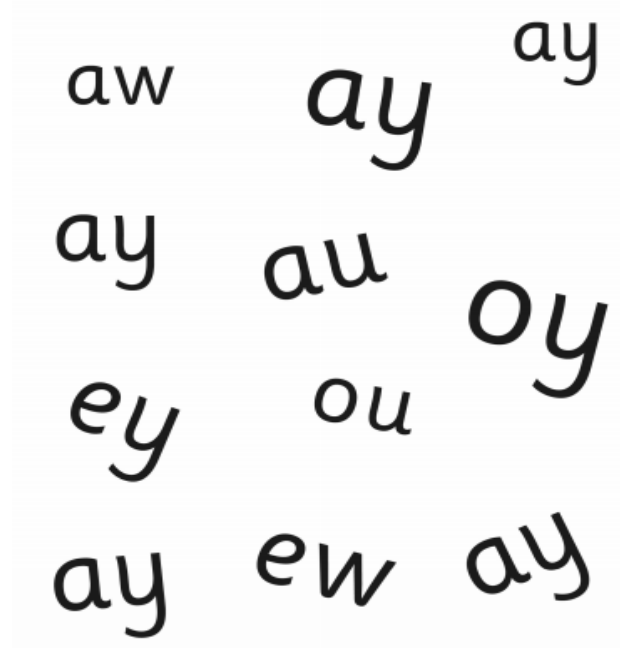
Read the words and match the picture to the word.





## Phonics activity 1:

The 'ay' sound:

Circle all the ay sounds. 




Circle all the pictures that have the ay sound. 



## Phonics activity 2:


The 'ay' sound continued:

Trace the sound. 

ay ay ay ay  
ay ay ay ay

Write the sound.

ay      ay

Finish the word. 



pr \_\_\_\_\_



s \_\_\_\_\_



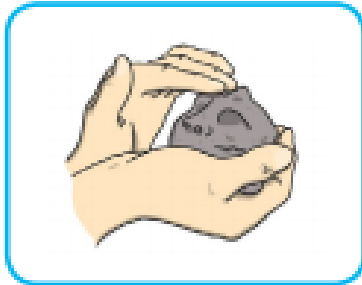
h \_\_\_\_\_



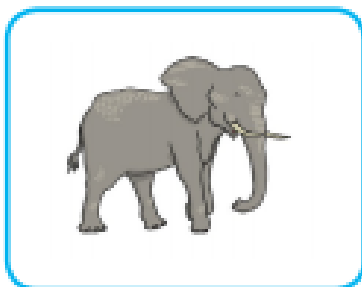
X- \_\_\_\_\_

Phonics activity 3:

## Phase 5 Pictures and Captions Matching




**An elephant  
stomped on  
Philip's toes.**



**The crayons  
looked very new.**



**I'm going to  
make something  
out of clay today.**



**Oh, don't these  
clouds seem like  
puffs of smoke!**

---

Draw a line to match the picture to the word.

Phonics activity 4:

**Can you spot these words in the grid?**

**ay**

l	b	c	s	e	f	g	h	i
a	d	o	t	q	a	w	a	y
y	z	a	a	c	d	e	f	g
e	l	m	y	o	p	q	c	s
r	x	y	z	s	b	c	l	e
i	j	k	l	m	n	o	a	p
u	v	n	o	r	w	a	y	l
g	h	i	j	k	l	m	n	a
s	t	r	a	y	x	y	z	y

 away  
clay  
days  
layer

 Norway  
play  
stay  
tray



Phonics activity 5:

## **Phase 5 Tricky Words**

oh

Mrs

people

Mr

called

looked

could

asked

their

---

Have a go at reading the tricky words. How many can you read?

Topic activity:

Can I study my local area and identify key human features?

Take a walk with a family member (an adult) and see what human features you see on your walk (this means they are made by humans).

Can you see any of these features?

**Lampposts, wall, fence, park, canal, house, shop, hotel, bridge, path.**

List what you see and draw a picture to represent your walk when you return!


---

---

---

---

---



### Science activity:

#### Can I explain what a food chain is?

Read the information below alone or with an adult to find out about food chains!

#### What is a food chain?

Eating food is how we get our energy. Without consuming calories and nutrition, we could not survive.

The food chain shows how living things get their food. Some animals will only feed on plants while others will eat other animals.

#### Producers and consumers

Plants get their energy from the Sun. They are called **producers** because they make their own food.

Animals are called **consumers** because they eat plants and other animals. They do not make their own food.

Animals that eat other animals are called **predators**. The animals they eat are called **prey**.



Complete your task on the next page, you might want an adult to check your answers after.

Choose from the animals or plants to fill in the gaps in the following food chains.



caterpillar



sea lion



grass



flower



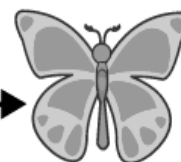
bird



cow



human



butterfly



bird



berries



fox



rabbit



fox

### Additional links for learning

<https://ec1.educationcity.com/> - Education city- Year 2 activities- English, Maths, Science and Computing

<https://tpet.co.uk/> - Free Home Learning Packs for each Key Stage. Look at Key Stage One.

<https://www.oxfordowl.co.uk/> - Free Home Learning Packs and Online Reading EBooks.

<https://www.activelearnprimary.co.uk/login?c=0> - Bug Club Interactive Story EBooks.

<https://www.edplace.com/> - Educational Home Learning by Year Group.

<https://www.squaducation.com/> - History Online Teaching Videos.

<https://www.kidztype.com/> - Touch Typing and Computing Games.

<https://www.themathsfactor.com/> - Maths Mental Arithmetic with Carol Vorderman.

<https://yousician.com/> - Music Online Lessons.

<https://www.topmarks.co.uk/maths-games/hit-the-button> - Times tables practise