



September  
2021

Welcome  
to Redwood!

Miss A. Shipley

# Teacher Profile:

## Miss Shipley

### Welcome to Redwood!

I am really looking forward to being your teacher next year! 😊

### Facts about me:

- I really love music and singing
  - I'm from Manchester.
- I like learning about history, especially the Tudors and the Vikings
  - My favourite subject is Science.
  - My favourite colour is purple.
- My favourite sweets are marshmallows and Squashies.
- I have two cats one who is wild (called Martie) and one who is very friendly (called Ella).
  - I am often caught singing to myself in the classroom.



I look forward to reading your 'All About Me' profiles soon!

School Map

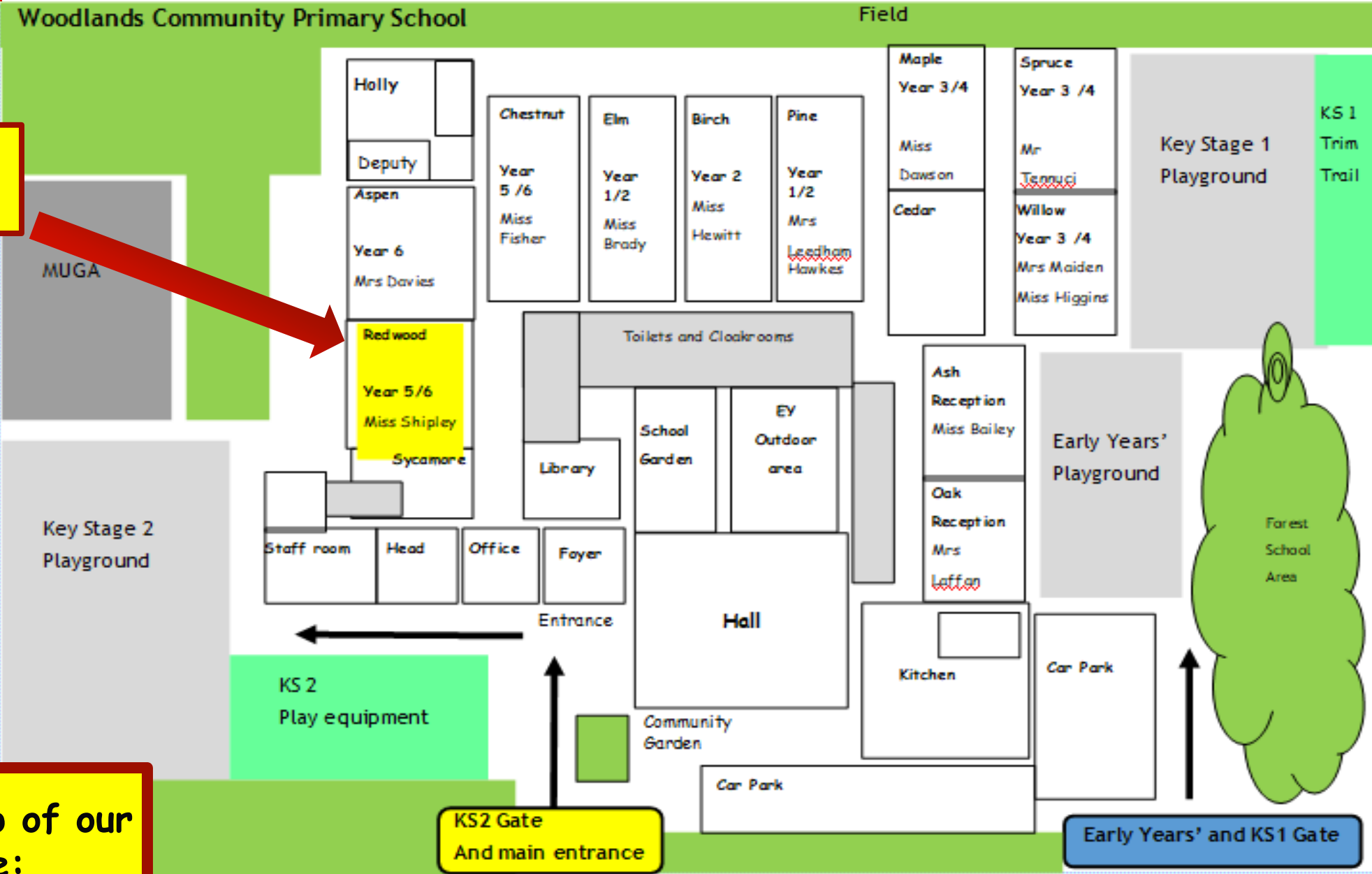
Woodlands Community Primary School

Field

Your classroom is here!



Here is the map of our school site:





# Welcome to Redwood!



## Yellow Gate

*Registers close 10 minutes after the class  
gate time*

### Redwood

8:40 Drop off      3:05 Collect

### Maple

8:45 Drop off      3:10 Collect

### Elm

8:50 Drop off      3:15 Collect

PLEASE DO NOT WAIT AT THE GATES-  
PLEASE MOVE AWAY AS SOON AS  
POSSIBLE  
THANK YOU



You will come into  
school through this  
entrance / gate:

**Welcome to  
Redwood!**

**Come into school through the  
KS2 gate, walk towards the  
office and but turn left  
through this gate:**






Welcome to  
Redwood!

Come through  
this gate!



Welcome to  
Redwood!




You can leave your  
bike or scooter here:







Welcome to  
Redwood!



Follow this path to  
enter the school  
building:





Welcome to  
Redwood!

Enter the school  
through this door.







# Welcome to Redwood!



Keep going down the corridor.





Welcome to  
Redwood!

Learning, enjoying, growing together!  
The Woodlands  
Community  
Primary  
School  
**Room 2**



Come into our room  
through this door:

Redwood



Break time!



You will play on the  
KS2 playground at  
breaks and lunchtimes:





Break time!

Our KS2 playground  
includes the tyre park!





A decorative graphic featuring a blue banner with the text "Break time!" and a yellow pencil pointing towards the banner. The banner is tilted and has a white shadow. The pencil is yellow with a pink eraser and a sharp lead tip.

Break time!

A decorative graphic featuring a red pencil pointing towards the text. The pencil is red with a pink eraser and a sharp lead tip.

Our KS2 playground  
includes the *MUGA*!





# Break time!









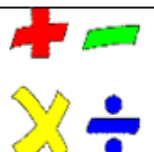










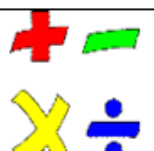









Please bring a **HEALTHY** snack for break times such as a piece of fruit or a health bar. Chocolate and sweets are not aloud as snacks at break times.



# Timetable

Our timetable will look like this! We have Guided Reading, English and Maths every morning and our other subjects in the afternoons.

This one is just an example!

Woodlands Primary School						Timetable									
Class: Redwood						Term: Autumn 1									
9:00		9:05		9:25		10:20		10:40 10:55		12:00 1:00		2:00		3:10	
M	Registration			Assembly	Break		Lunch- Hall in use	Registration							
T															
W															
Th															
F															

We will let you know your PE days on your first day back in September, so you know which day to bring your kit into school!



# Houses:

Here are our school houses, named after important people from Tamworth's history.

You will still be in the same house as last year - when you win team points, they all contribute to your team effort!

We will be voting for our new Year 6 House Leaders in September.



Ethelfleda



Grazier



Which house are you in?


# Uniform:

- Please wear full school uniform every day.
- Please make sure each item of uniform is clearly labelled with your name.
- Please wear sensible school shoes - no trainers please.



Grey skirts and pinafores are also part of the school uniform.  
You can wear red jumpers and cardigans without the school logo.

Please note that leggings are not part of our school uniform.





# PE Kit:

- Please make sure you have your PE kit in school on the days you have PE.
- Please make sure each item of kit is clearly labelled with your name.
- Please don't wear earrings on PE days.
- If you have long hair, please tie it back on PE days.



**Indoor Kit**

- ✓ White T Shirt
- ✓ Black/Navy shorts



**Outdoor Kit**

- ✓ White T Shirt
- ✓ Black jumper/tracksuit top. (No hood)
- ✓ Black Tracksuit bottoms /Joggers.
- ✓ Trainers

You will find out the days when you have PE on your first day back!

Every day,  
please bring:

- A water bottle with your name on
- Your coat
- Your reading book
- Your reading diary
- A school bag to hold all your belongings

Bottles in the classroom  
**MUST** only have water  
in them. Squash and  
juice can be in your  
lunchbox for lunchtime.



We will provide you with all the  
stationery you need, so please don't  
bring these into school.





Have a lovely  
summer!

Miss A. Shipley

See you  
soon